

Adobe Experience Cloud release notes - January 2020

Last update: January 1, 2020

TOPICS: Release Notes

Bookmark

Copy link

New features and fixes in the Adobe Experience Cloud.

NOTE

Subscribe to the [Adobe Priority Product Update](#) to be notified via email about upcoming releases. New information published after the release will be marked with the publication date.

Release date: January, 16 2020

- [Adobe System Status](#)
- [Experience Cloud interface and core services](#)
- [Experience Platform](#)
- [Journey Orchestration](#)
- [Mobile Services and Mobile SDKs](#)
- [Analytics](#)
- [Audience Manager](#)
- [Experience Manager](#)
- [Campaign](#)
- [Target](#) (links to solution help)
- [Primetime](#) (links to solution help)

- [Advertising Cloud](#)

Looking for the help home? See [Adobe Experience Cloud Documentation](#).

Adobe System Status

Adobe System Status provides detailed information, status updates, and email notifications about Adobe cloud products and services outage, disruption, and maintenance events. Check it out at status.adobe.com.

What's new

- Using your Adobe ID, you can subscribe to event notifications based on your product, region, and event preferences. Users who configure their subscription preferences are notified of only relevant product incident and maintenance events when they are opened, updated, or closed. Get started at status.adobe.com/subscriptions.

New features and enhancements available today

Feature	Description
Subscribe to proactive email notifications	<ul style="list-style-type: none">• Support for Experience Cloud, Creative Cloud, Document Cloud, Adobe Experience Platform, and Adobe Services• Support for region and event type preferences
Manage notification preferences	<ul style="list-style-type: none">• Edit and save notification preferences at any time• Unsubscribe from notifications at any time

Feature	Description
Get personalized and faster email delivery	<ul style="list-style-type: none"> • Event notifications are sent when events are opened, updated, or closed • Receive only the relevant event notifications matching your configured preferences • Receive localized notifications based on the language configured in your account preferences
Get personalized in-product notifications	<ul style="list-style-type: none"> • Events matching your notification preferences and product entitlements appear in the Announcements panel

Experience Cloud interface and core services

New features and fixes in the Experience Cloud interface, including administration and core services (customer attributes, audiences, triggers, cookies, and so on).

Unified product domain

Adobe is updating the domain and interface header to unify and improve your experience across all Experience Cloud applications. These enhancements are designed to simplify your experience in small but important ways. These enhancements will not change your current workflows.

Updates include:

- New solution URLs: `experience.adobe.com/<application name>`
 - All products will eventually adopt this URL pattern. Look for new URLs to become effective throughout the month.

- (Safari only) The domain change may cause cookie issues in Safari. Unchecking *Prevent cross-site tracking* in the Safari Privacy Preferences enables cookies across domains (and all cross-site experiences), and allows Experience Cloud to function on this new domain.
- Easier switching between your organizations or to a different application.
- Improved product help: Experience League is integrated into the product so that a help search also includes results from community forums and video content. This change simplifies access to more content and helps you get the most out of Experience Cloud. Additionally, select **Help > Feedback** to report issues or share your ideas with Adobe.
- Improved notifications: The Notifications drop-down menu now has two tabs, one for your own product notifications and one for global product announcements.

Note: The Feed page is being deprecated in January, 2020. Look for an in-product deprecation notice.

For product documentation, see [Experience Cloud](#).

Experience Cloud cookies

Adobe is adjusting the `same-site` setting on cookies to prepare for changes Chrome makes in Chrome 80 (to be released in February 2020).

You do not need to make changes unless you use a CNAME for 1st-party data collection but use that CNAME across multiple domains (friendly 3rd-party domains), and you do not use the Experience Cloud (Visitor) ID Service. With the Chrome 80 release, Chrome automatically gives the Analytics visitor ID cookies a `SameSite` value of `Lax`, which prevents their use on your other domains. If you want to continue using your CNAME across your domains, you must contact Adobe Customer Care and request that they change the `SameSite` value for your CNAME to `None`.

Note that Adobe recommends that you use a separate CNAME for each of your domains, whether or not you are using the Experience Cloud ID Service.

[More...](#)

Experience Platform

Release notes for the Experience Platform, Experience Platform Launch, Identity Service, and security bulletins.

- [Experience Platform Release Notes](#)
- [Experience Platform Launch](#)
- [Security bulletins and advisories](#) (All Adobe products)

Experience Platform Launch

See [Experience Platform Launch](#) for release notes and product documentation.

Journey Orchestration

Using Adobe Experience Platform, orchestrate individual customer journeys at scale across experience channels by intelligently anticipating every individual's needs in real time, wherever their journey takes them.

Journey Orchestration is now GA. [Read more](#)

Additional resources

[Documentation](#) - [Release Notes](#) - [How-to videos](#)

Mobile Services and Mobile SDKs

January 16, 2020: Version 4.18.0

- Acquisition - Added a new API, `Analytics.processGooglePlayInstallReferrerUrl(final String url)`, to support Google Play Install Referrer APIs.

For more information about the Install Referrer APIs, see [Still Using InstallBroadcast? Switch to the Play Referrer API by March 1, 2020](#).

Analytics

New features and fixes in Adobe Analytics:

- [New features, enhancements, and fixes in Adobe Analytics](#)
- [Important notices for Analytics administrators](#)

- [AppMeasurement](#)

For product documentation, see [Adobe Analytics Help Home](#).

New features, enhancements, and fixes in Adobe Analytics

Feature	Description
Analysis Workspace – Freeform Table Builder	<p>With Table Builder enabled, you can drag and drop in many dimensions, breakdowns, metrics and segments to build tables that answer more complex business questions. Data will not update immediately. Instead, updates occur after you select Build, saving you time once you know what table you want to construct. Additionally, this feature offers:</p> <ul style="list-style-type: none">• Preview: You can preview the format of a table before spending time to render real data.• Flexible Row and breakdown settings: You can set your row and breakdown levels for every dimension row. Previously, Workspace imposed defaults that could not be changed until after the data was returned.• Breakdown by position: You can set dimension rows to always <i>breakdown by position</i> instead of <i>by specific item</i> (the default).• Manual static row ordering: You can manually order static rows so that the table rows are displayed exactly as you need them. Previously, static rows could be sorted only by a metric column or alphabetically. <p>Associated documentation will be published when this feature releases later in January.</p>

Feature	Description
New Identified State dimension for Cross-Device Analytics (CDA)	<p>We are adding a new dimension called Identified State to CDA virtual report suites. The dimension has two possible values, <i>Identified</i> and <i>Unidentified</i>. <i>Identified</i> means that the person has been identified by the device graph. <i>Unidentified</i> means that the person has not been identified by the device graph.</p> <p>This means that CDA users can now create calculated metrics, such as Device Graph Coverage, which describes how many of the people within the virtual report suite are known by the device graph. This metric is helpful for troubleshooting CDA compression rates. If few people are identified, the level of stitching will be low.</p>
VRS Support in Data Warehouse API	<p>Virtual Report Suites will now be available for use via the Data Warehouse API. Previously, they were only available via the Data Warehouse UI. When using the Data Warehouse API, you can now see and query virtual report suites, but only if the segments applied to a Virtual Report Suite are compatible with Data Warehouse.</p>

Feature	Description
Privacy Service API: CCPA	<p>The California Consumer Privacy Act (CCPA) enhances privacy rights and consumer protection for residents of California, United States. This Act became effective on January 1, 2020.</p> <p>The CCPA provides new data privacy rights to California residents, such as the right to access and delete their personal data, to know whether their personal data is sold or disclosed (and to whom), and to refuse the sale of their personal data.</p> <p>The Privacy Service supports requests to opt out from the selling of personal data.</p> <p>The Privacy Service was formerly the GDPR Service and retains all the previous functionality, now extended to support CCPA.</p> <p>CCPA in Analytics</p> <p>Privacy Service Overview</p>

Fixes

- Fixed an issue with alert notifications not being delivered to phone numbers in Egypt. (AN-197079)
- Fixed multiple issues with the DFA Data Connector. (AN-193281, AN-193075, AN-193484, AN-193737)
- Reports & Analytics: Fixed an issue with the Product Conversion Funnel report getting cut off and showing unclear numbers. (AN-186901)

- Fixed an issue that prevented users from switching report suites in Workspace projects that were based on report suites with the new Classifications architecture. (AN-199076)
- Fixed an issue that prevented the Cumulative function in Calculated Metrics from working properly. (AN-184257)

Important notices for Analytics administrators

Notice	Date Added or Updated	Description
New Adobe Analytics domain	Dec. 18, 2019	<p>On January 16, 2020, Adobe Analytics will begin moving to a new domain - https://experience.a...</p> <p>Note: This change applies to all users accessing Analytics with their Adobe ID or Enterprise ID.</p> <ul style="list-style-type: none">• The domain change may cause cookie issues when loading Analytics in Safari. Unchecking <i>Prevent cross-site tracking</i> in the Safari Privacy Preferences enables cookies across domains (and all cross-site experiences), and allows Analytics to function on this new Adobe Experience Cloud domain. You can use other browsers without issue because this affects only Safari users.• The domain change may cause Activity Map to stop working for some customers <u>in specific cases</u>.

Notice	Date Added or Updated	Description
End of Life - Analytics Legacy APIs	January 9, 2020	<p>In November 2020, the following Analytics Legacy API services will reach their end-of-life and will be shutdown. Current integrations built using these services will stop working.</p> <ul style="list-style-type: none">• 1.3 Analytics APIs• 1.4 SOAP Analytics APIs• Legacy OAuth Authentication (OAuth and JWT) <p>We have provided a Legacy API EOL FAQ to help answer your questions and provide guidance on how to proceed. API integrations that employ these services can migrate to the 1.4 Analytics REST APIs or the 2.0 Analytics APIs. Legacy OAuth accounts can migrate to an Adobe Developer Analytics integration account, which can be used to access both the 1.4 Analytics APIs and 2.0 Analytics APIs.</p>

Notice	Date Added or Updated	Description
EOL of View Archive option	Oct. 30, 2019	Announcing the January, 2020, end-of-life date for the View Archive option in the Dashboard Manager (Components > Dashboards).
EOL of Enforce IP Login Restrictions option	Oct. 30, 2019	Announcing the January, 2020, end-of-life date for the IP Allowed List (Enforce IP Login Restrictions) functionality under the Admin > Company Settings > Security menu.
End of Support for TLS 1.1	October 3, 2019	By March 31, 2020, Adobe Analytics will remove support for TLS 1.1. This change is part of our ongoing efforts to maintain the highest security standards and promote the safety of customer data.

Notice	Date Added or Updated	Description
San Jose FTP Broker Ending for London and Singapore	July 2020	<p>For customers in London and Singapore, we will no longer be supporting brokering of data between London or Singapore and the San Jose data center ftp.omniture.com.</p> <ul style="list-style-type: none"> • For London use ftp3.omniture.com • For Singapore use ftp4.omniture.com
Upcoming change regarding createDate field for Analytics users	August 30, 2019	<p>In October or November 2019, the createDate field for Analytics users was updated from US Pacific Time to a correctly formatted date and time value with time zone information.(AN-183468)</p>

AppMeasurement

See [AppMeasurement for Javascript release notes](#).

Audience Manager

Fixes and features added to Audience Manager.

New features, enhancements, and fixes in Audience Manager

Feature	Description
<p><u>California Consumer Privacy Act (CCPA) Support and Privacy Documentation Overhaul</u></p>	<p>The <u>California Consumer Privacy Act (CCPA)</u>, which came into effect on January 1st, 2020, provides California residents new rights regarding their personal information and impose data protection responsibilities on certain entities that conduct business in California.</p> <p>Audience Manager helps you comply with your obligations under privacy regulations, through privacy tools like the <u>Adobe Experience Platform Privacy Service</u> for data access and delete requests.</p> <p>We have updated the current <u>opt-out management</u> process to include opting out of any declared ID (e.g. CRM ID). In case of opt-out by declared ID, the declared ID and the last linked device will be opted out of Audience Manager data collection. Opt-out requests now also send unsegment requests to <u>destination partners</u> who support this feature, both in batch and real time.</p> <p>Also, we've redesigned our <u>Data Security</u>, <u>Data Privacy</u>, and <u>Data Governance</u> documentation, to make it easier for you to find the information required to comply with the previously mentioned regulations.</p>

Fixes and Improvements

- Fixed an issue in the Create Destination workflow where, upon selecting **Integrated Platforms** as Category, the Basic Information section would disappear and the workflow would be impossible to complete. (AAM-52397, AAM-52414)
- We fixed a bug where the Create/edit destinations page would not load in the Apple Safari and Mozilla Firefox browsers. (AAM-51784)

Experience Manager

New features, fixes, and updates in Adobe Experience Manager (AEM). Adobe recommends customers with on-premise deployments to deploy the latest patches to ensure higher stability, security, and performance.

Product maintenance

- **AEM 6.5.3.0**

AEM 6.5, Service Pack 3.0 (6.5.3.0 released December 12, 2019) is an important update that includes key customer fixes released since the general availability of AEM 6.5, April 2019.

- [Release notes](#)
- [AEM Forms CFP releases](#)

- **AEM 6.4.7.0**

AEM 6.4, Service Pack 7.0 (6.4.7.0 released December 12, 2019) is an important update that includes key customer fixes released since the general availability of AEM 6.4, April 2018.

- [Release notes](#)
- [AEM Forms CFP releases](#)

- **AEM 6.3.3.7**

AEM 6.3, Service Pack 3, Cumulative Fix Pack 7 (6.3.3.7 released December 12, 2019) is an important update that includes key customer fixes released since the general availability of AEM 6.3, April 2017.

- [Release notes](#)
- [AEM Forms CFP releases](#)

- **AEM Desktop App 2.0.1.1**

AEM Desktop App 2.0.1.1 provides an update for Single Sign-On with Okta and ability to specify the location of temporary files in Preferences. Support for AEM 6.3.x is deprecated for Desktop App 2.x with this release.

- [Release notes](#)
- **Adobe Asset Link 1.1 ends support for AEM 6.3.x**

Support for AEM 6.3.x has been deprecated in Adobe Asset Link since April 2019. Adobe Asset Link 1.1 removes support for AEM 6.3.x as of January 13, 2020.

 - [Adobe Asset Link](#)

Product releases

- **NEW: AEM as a Cloud Service**

[Adobe Experience Manager \(AEM\)](#) is now available as a Cloud Service.

- [Introduction](#)
- [Release Information](#)
- [Documentation](#)
- **Automated Forms Conversion Service**

Automated Forms Conversion Service, the service to automatically convert PDF forms to beautiful mobile-ready HTML Forms, became available for general consumption on December 12, 2019.

- [Introduction](#)
- [Configure the service](#)
- [Convert PDF forms to adaptive forms](#)

Self-Help

- **Previewing 3D Assets**

AEM 6.5 supports the upload, delivery, and interactive preview of 3D assets as part of the authoring process. The interactive 3D viewer is available from the asset details page in AEM. The viewer includes, among other things, a collection of interactive camera controls that let

you orbit, zoom, and pan the 3D asset.

See [Previewing 3D assets](#).

- **Core Components**

Core Components 2.8.0, with numerous fixes, is now available along with [authoring documentation](#) and [developer details and project download available on GitHub](#).

- **AEM Project Archetype**

The [ui.frontend module](#) of the [AEM Project Archetype](#) is a useful and flexible tool to make front-end development for your AEM project easier.

Additional resources

- [AEM as a Cloud Service](#)
- [AEM 6.5 Learn & Support Home](#)
- [AEM 6.4 Learn & Support Home](#)
- [AEM 6.3 Learn & Support Home](#)
- [AEM 6.2 Learn & Support Home](#)
- [Cloud Manager User Guide](#)
- [Older Versions of AEM Documentation](#)
- [Dynamic Media Classic Help Home](#)
- [Dynamic Media release notes](#)
- [Livefyre release notes](#)

Campaign

Adobe Campaign provides an intuitive, automated way to deliver one-to-one messages across online and offline marketing channels. You can now anticipate what your clients want using experiences determined by their habits and preferences.

Campaign Classic

- [Campaign Classic 19.2](#)

- [Campaign Classic 19.1.4 update](#)

Campaign Standard

- [Campaign Standard 19.4](#)

Adobe Campaign Control Panel

We've added new capabilities for Admin users to delegate subdomains and renew SSL certificates from Control Panel.

For more information, refer to these pages:

- Setting up a new subdomain - [Read more](#)
- Renewing a subdomain's SSL certificate - [Read more](#)

CAUTION

These features will be available in beta by the end of January, and subject to frequent updates and modifications without notice.

Additional resources

- Adobe Campaign Standard: [Documentation](#) - [Release Notes](#) - [How-to videos](#) - [Release Planning](#)
- Adobe Campaign Control Panel: [Documentation](#) - [Release Notes](#)

Advertising Cloud

Updated February 10, 2020, for February 8 release:

View	Feature
Portfolios	You can now add Yahoo! Japan Display Network (YDN) campaigns to portfolios to optimize the campaign budgets and ad group-level bids. The same bid is applied to all ads in an ad group. Data for YDN campaigns is included in the simulations for the portfolio.
Search > Bulksheets	You can now create, edit, and delete Google responsive search ads (RSAs) using bulksheets. Previously, support was available only through the standard campaign management interface at Search > Campaigns
Search > Campaigns, Reports	The Google Ads prominence metrics "Impr. (Abs. Top) %" and "Impr. (Top) %" are now available in all basic reports and entity-level campaign management views except for those for shopping product groups, in the Campaign Daily Impression Share and Keyword Daily Impression Share reports, and in the labels and constraints views.

Updated for January 11, 2020, release:

View	Feature
Conversion Tracking	All Advertising Cloud cookies were updated to meet new cookie control requirements for Google Chrome 80, which will be released on 4 February. The changes were implemented from Adobe servers using the existing cookies, without any effect on visitor metrics. No advertiser updates are required.
Insights > Alerts Beta, Search > Campaigns	(Beta feature for search accounts only) A new Alerts Beta allows you to create alert templates to identify when any search campaign, ad group, keyword, or ad meets specific conditions — such as performance metrics — during a specified period and then generate an alert. Alerts are available for a single advertiser.
Reports	Data for product listing ads is now included in Label Classification, Label Value, Bid Rule, and Constraint reports.

[Previous page](#)[Next page](#)

Adobe Experience Cloud Release Notes - February 2020

Last update: February 1, 2020

TOPICS: Release Notes

Bookmark

Copy link

New features and fixes in the Adobe Experience Cloud.

NOTE

Subscribe to the [Adobe Priority Product Update](#) to be notified via email about upcoming releases. New information published after the release will be marked with the publication date.

Release date: February 20, 2020

Latest update: February 26, 2020

- [Adobe System Status](#)
- [Experience Cloud interface and core services](#) (date added: February 26, 2020)
- [Experience Platform](#)
- [Journey Orchestration](#)
- [Mobile Services and Mobile SDKs](#)
- [Analytics](#) (Update: February 21, 2020)
- [Audience Manager](#)
- [Experience Manager](#)
- [Campaign](#)

- [Target](#) (links to solution help)
- [Primetime](#) (links to solution help)
- [Advertising Cloud](#)
- [Magento](#)
- [Marketo](#) (date added: February 26, 2019)

Looking for the help home? See [Adobe Experience Cloud Documentation](#).

Adobe System Status

Adobe System Status provides detailed information, status updates, and email notifications about Adobe cloud products and services outage, disruption, and maintenance events. Check it out at status.adobe.com.

What's new

- Using your Adobe ID, you can subscribe to event notifications based on your product, region, event, and language preferences. Users who configure their subscription preferences are notified of relevant product incident and maintenance events as soon as they are opened, updated, or closed. Get started at status.adobe.com/subscriptions.

New features and enhancements available today

Feature	Description
Faster awareness of product events	<ul style="list-style-type: none"> • Get informed 30 days in advance of upcoming service maintenance. This feature provides more lead time to assess the potential impact on your business operations, enabling you to implement a mitigation plan if necessary. • Advanced notifications are available on Web/mobile/tablet surfaces and via email notifications.
Personalize your experience based on preferred language	<ul style="list-style-type: none"> • Choose a preferred language for email notifications. The Self-subscription feature is now available in nineteen languages.
Improved subscription and notification user experience	<ul style="list-style-type: none"> • Specify the region and event preferences in just one selection for all products to which you want to subscribe. • Get notified when <i>Potential</i> issues are promoted to <i>Minor</i> or <i>Major</i> ones. • The browser page automatically refreshes when any product or event status is updated.

Experience Cloud interface and core services

Release update: February 26, 2016

New features and fixes in the Experience Cloud interface, including administration and core services (customer attributes, audiences, triggers, cookies, and so on).

Feature	Description
Admin Tool - view user details	Administrators can view a sortable and filterable list of all Experience Cloud users and their details in the new Admin Tool. User details include a user's product access, roles, and last accessed information. See Experience Cloud Admin Tool help for details.

Fixes

- **Customer Attributes:** Customer Attributes UI now displays additional statuses of profiles synced in Target. (MCUI-10231)
- **Triggers Core Service:** Due to lack of use, the propensity score "Likelihood to Return in 30 days" when creating an Abandonment type trigger has been removed. (MCUI-10056)

Unified product domain

Adobe is updating the domain and interface header to unify and improve your experience across all Experience Cloud applications. These enhancements are designed to simplify your experience in small but important ways. These enhancements will not change your current workflows.

Updates include:

- New solution URLs: `experience.adobe.com/<application name>`:
 - All products will eventually adopt this URL pattern. Look for new URLs to become effective throughout the month.
 - (Safari only) The domain change may cause cookie issues in Safari. Deselecting *Prevent cross-site tracking* in the Safari Privacy Preferences enables cookies across domains (and all cross-site experiences), and allows Experience Cloud to function on this new domain.

- Easier switching between your organizations or to a different application.
- Improved product help: Experience League is integrated into the product so that a help search also includes results from community forums and video content. This change simplifies access to more content and helps you get the most out of Experience Cloud. Additionally, select **Help > Feedback** to report issues or share your ideas with Adobe.
- Improved notifications: The Notifications drop-down menu now has two tabs, one for your own product notifications and one for global product announcements.

Note: The Feed page is being deprecated in January, 2020. Look for an in-product deprecation notice.

For product documentation, see [Experience Cloud](#).

Experience Platform

Release notes for the Experience Platform, Experience Platform Launch, Identity Service, and security bulletins.

- [Experience Platform Release Notes](#)
- [Experience Platform Launch](#)
- [Security bulletins and advisories](#) (All Adobe products)

Experience Platform Launch

See [Experience Platform Launch](#) for release notes and product documentation.

Journey Orchestration

Using Adobe Experience Platform, orchestrate individual customer journeys at scale across experience channels by intelligently anticipating every individual's needs in real time, wherever their journey takes them.

Additional resources

[Documentation](#) - [Release Notes](#) - [How-to videos](#)

Mobile Services and Mobile SDKs

February 4, 2020: Version 4.19.0

The following update was made in this release:

Lifecycle: Added a new API, `pauseCollectingLifecycleData`, to mitigate the abnormal session length data that was reported from some old iOS devices.

Analytics

New features and fixes in Adobe Analytics:

- [New features, enhancements, and fixes in Adobe Analytics](#)
- [Important notices for Analytics administrators](#)
- [AppMeasurement](#) (Updated February 21, 2020)

For product documentation, see [Adobe Analytics Help Home](#).

New features, enhancements, and fixes in Adobe Analytics

- **CDA stitching latency for organizations using the Private Graph is reduced to one day:** Private Graph functionality has been enhanced to reduce graph generation latency from a weekly batch process to a daily refreshed graph, allowing CDA customers to access more up to date identity graphs and linkages.
- **Labs (Technology Previews):** This new Analytics feature lets you test new feature prototypes in production and provide valuable feedback to Adobe. [Learn more...](#)
- **New hotkeys in Workspace:**
 - Collapse/Expand All panels: `alt + m`
 - Collapse/Expand Active panel: `alt + ctrl + m`
 - Search left rail: `ctrl + /`
 - Move to next panel: `alt + Right Key`
 - Move to previous panel: `alt + Left Key`

[Learn more...](#)

- **Other Workspace enhancements:**
 - When a panel or visualization is dropped into Workspace, the left rail auto-switches to components for a more seamless workflow.
 - Template components can now be actioned upon (e.g. tagged, marked as favorite, approved).
 - Filtered metric and segment lists offer the + button to add a new component if you don't find what you need.
- The **Workspace debugger** has been added to the Help menu, giving you a more seamless way to enable it for debugging Workspace requests. [Learn more...](#)
- **Chromium-based Microsoft® Edge browser:** This release includes changes to recognize the Chromium-based Microsoft® Edge browser (version 79 and above) for reporting purposes.

Fixes

- Fixed an issue with Segment UI saying that Marketing Channel dimensions were compatible with Data Warehouse, when in reality they are not. In the future, the Segment Builder will no longer show these dimensions as being Data Warehouse compatible. (AN-202297)
- Fixed an issue with the name of a published segment that was updated in Analytics not getting updated in Audience Manager within 24 hours. (AN-199974)

Important notices for Analytics administrators

Notice	Date Added or Updated	Description
New Adobe Analytics domain	Dec. 18, 2019	<p data-bbox="1044 243 1416 373">On January 16, 2020, Adobe Analytics began moving to a new domain -</p> <p data-bbox="1044 394 1406 426">https://experience.a...</p> <p data-bbox="1044 447 1414 632">Note: This change applies to all users accessing Analytics with their Adobe ID or Enterprise ID.</p> <ul data-bbox="1065 680 1419 1856" style="list-style-type: none"><li data-bbox="1065 680 1419 1577">• The domain change may cause cookie issues when loading Analytics in Safari. Deselecting <i>Prevent cross-site tracking</i> in the Safari Privacy Preferences enables cookies across domains (and all cross-site experiences), and allows Analytics to function on this new Adobe Experience Cloud domain. You can use other browsers without issue because this affects only Safari users.<li data-bbox="1065 1619 1419 1856">• The domain change may cause Activity Map to stop working for some customers <u>in specific cases</u>.

Notice	Date Added or Updated	Description
End of Life - Analytics Legacy APIs	January 9, 2020	<p>In November 2020, the following Analytics Legacy API services will reach their end-of-life and will be shutdown. Current integrations built using these services will stop working.</p> <ul style="list-style-type: none">• 1.3 Analytics APIs• 1.4 SOAP Analytics APIs• Legacy OAuth Authentication (OAuth and JWT) <p>We have provided a Legacy API EOL FAQ to help answer your questions and provide guidance on how to proceed. API integrations that employ these services can migrate to the 1.4 Analytics REST APIs or the 2.0 Analytics APIs. Legacy OAuth accounts can migrate to an Adobe Developer Analytics integration account, which can be used to access both the 1.4 Analytics APIs and 2.0 Analytics APIs.</p>

Notice	Date Added or Updated	Description
EOL of View Archive option	Oct. 30, 2019	Announcing the January 2020, end-of-life date for the View Archive option in the Dashboard Manager (Components > Dashboards).
EOL of Enforce IP Login Restrictions option	Oct. 30, 2019	Announcing the January 2020, end-of-life date for the IP Allowed List (Enforce IP Login Restrictions) functionality under the Admin > Company Settings > Security menu.
End of Support for TLS 1.1	October 3, 2019	By March 31, 2020, Adobe Analytics will remove support for TLS 1.1. This change is part of our ongoing efforts to maintain the highest security standards and promote the safety of customer data.

Notice	Date Added or Updated	Description
San Jose FTP Broker Ending for London and Singapore	July 2020	<p>For customers in London and Singapore, we will no longer be supporting brokering of data between London or Singapore and the San Jose data center ftp.omniture.com.</p> <ul style="list-style-type: none"> • For London use ftp3.omniture.com • For Singapore use ftp4.omniture.com
Upcoming change regarding createDate field for Analytics users	August 30, 2019	<p>In October or November 2019, the createDate field for Analytics users was updated from US Pacific Time to a correctly formatted date and time value with time zone information.(AN-183468)</p>

AppMeasurement

See [AppMeasurement for JavaScript release notes](#). Version 2.19.0 was released on February 21, 2020.

Audience Manager

Fixes and features added to Audience Manager.

New features, enhancements, and fixes in Audience Manager

Feature	Description
<u>Activity Usage Reporting</u>	The Activity Usage Report helps you view and track the activity usage of your Audience Manager instance, giving you a clear idea of how your activity usage compares to your contractual commitment.

Fixes and Improvements

- Fixed a bug causing the destination creation flow to break the UI for Integrated Accounts selection (AAM-52414).
- Fixed a bug causing the UI to break when navigating through the Algorithmic Models creation flow (AAM-37942).
- Fixed a bug causing the Data Export selection not to be saved when saving Data Export Controls for new or existing destinations, for customers using the Adobe Experience Platform integration (AAM-52814).
- Fixed a bug causing third-party trait recommendations to work incorrectly for traits which contain pipe characters (|) in the name (AAM-51635).
- Multiple accessibility improvements throughout the UI.

Experience Manager

New features, fixes, and updates in Adobe Experience Manager (Experience Manager). Adobe recommends customers with on-premise deployments to deploy the latest patches to ensure higher stability, security, and performance.

Product releases

- **Cloud Manager 2020.2.0**

Cloud Manager 2020.2.0 simplifies the self-service management of sandboxes for Adobe Experience Manager as a Cloud Service.

See [Release notes](#).

Self-Help

- **Tutorials for Experience Manager as a Cloud Service**

Get quickly started with the [tutorials for Experience Manager as a Cloud Service](#).

- **AEM Forms interactive communication Batch API**

Batch API of AEM Forms interactive communication lets customers produce multiple interactive communications, automatically or on-demand. Customers can generate Print and Web outputs simultaneously.

See [Generate multiple interactive communications using Batch API](#).

- **Supported Platforms for AEM Forms on JEE**

Added support for Oracle 19c for AEM Forms on JEE customers.

See [Supported Platforms for AEM Forms on JEE](#).

Additional resources

- [Experience Manager as a Cloud Service](#)
- [Experience Manager 6.5 Learn & Support Home](#)
- [AEM 6.4 Learn & Support Home](#)
- [AEM 6.3 Learn & Support Home](#)
- [AEM 6.2 Learn & Support Home](#)
- [Cloud Manager User Guide](#)
- [Older Versions of AEM Documentation](#)
- [Dynamic Media Classic Help Home](#)
- [Dynamic Media release notes](#)
- [Livefyre release notes](#)

Campaign

Adobe Campaign provides an intuitive, automated way to deliver one-to-one messages across online and offline marketing channels. You can now anticipate what your clients want using experiences determined by their habits and preferences.

Campaign Classic

- [Campaign Classic 20.1](#)
- [Campaign Classic 19.2.3 update](#)

Campaign Standard

- [Campaign Standard 20.1.4](#)
- [Campaign Standard 20.1.3](#)
- [Campaign Standard 20.1.2](#)
- [Campaign Standard 20.1](#)

Additional resources

- Adobe Campaign Standard: [Documentation](#) - [Release Notes](#) - [How-to videos](#) - [Release Planning](#)
- Adobe Campaign Classic: [Documentation](#) - [How-to videos](#)
- Adobe Campaign Control Panel: [Documentation](#) - [Release Notes](#)

Advertising Cloud

Updated February 10, 2020, for February 8 release

View	Feature
Portfolios	You can now add Yahoo! Japan Display Network (YDN) campaigns to portfolios to optimize the campaign budgets and ad group-level bids. The same bid is applied to all ads in an ad group. Data for YDN campaigns is included in the simulations for the portfolio.
Search > Bulksheets	You can now create, edit, and delete Google responsive search ads (RSAs) using bulksheets. Previously, support was available only through the standard campaign management interface at Search > Campaigns
Search > Campaigns, Reports	The Google Ads prominence metrics Impr . (Abs. Top) % and Impr . (Top) % are now available in all basic reports and entity-level campaign management views except for those for shopping product groups, in the Campaign Daily Impression Share and Keyword Daily Impression Share reports, and in the labels and constraints views.

Magento

For Magento release notes, see:

- [Magento Commerce 2.3.4](#)
- [Magento Open Source 2.3.4](#)

Marketo

Marketo Engage is a complete solution for lead management and B2B marketers looking to transform customer experiences by engaging across every stage of complex buying journeys.

Core Marketo Engage updates

Release date: February 21, 2020

- **Microsoft® Dynamics *Change Owner in Microsoft® Flow Action*:** Change a lead or contact owner directly from Marketo Engage.
- **Enhancements to API calls:**
 - User management APIs
 - Custom object schema APIs
 - Landing page redirect rules APIs
- **Form Descriptor Caching:** Improvements to Landing Pages & Forms.

See Marketo release notes for [February 2020](#) for more information.

Upcoming features

The following features are releasing throughout the quarter:

Feature	Description
Bizible	<ul style="list-style-type: none"> • New account-based segmentation • Save dashboard-specific filters • Export Bizible dashboards as PDFs
Sales Connect	Compose Window and Command Center updates/enhancements

Announcements

Marketo Engage Success Center: Launching in February 2020. The Success Center is an in-product help center that enables you to search Product Docs and the Community, launch how-to guides, access adoption content, and more. Note: This feature will be launched as a beta in ANZ and will roll out to North America later in the quarter.

Deprecations

- **Asset API “_method” Parameter:** After September 2020, Asset API Endpoints will no longer accept “_method” to pass Query Parameters in a POST body to bypass URI length limitations.
- **Internet Explorer Support Deprecation:** Beginning with the July release on July 31, 2020, the Marketo Engage user interface will no longer be supported on Internet Explorer.

For cumulative and historical release notes, see [Marketo release notes](#).

[Previous page](#)[Next page](#)


Adobe Experience Cloud Release Notes - March 2020

Last update: March 1, 2020

TOPICS: Release Notes

Bookmark

Copy link



New features and fixes in the Adobe Experience Cloud.

NOTE

Subscribe to the [Adobe Priority Product Update](#) to be notified via email about upcoming releases. New information published after the release will be marked with the publication date.

Release date: March 2020

Latest update: **March 11, 2020**

- [Adobe System Status](#)
- [Experience Cloud interface and core services](#)
- [Experience Platform](#)
- [Analytics](#) - Release date: **March 12, 2020** (Updated April 7, 2020)
- [Audience Manager](#)

- [Experience Manager](#)
- [Campaign](#)
- [Target](#) (links to solution help)
- [Advertising Cloud](#)
- [Magento](#)
- [Marketo](#)
- [Primetime](#) (links to solution help)
- [New documentation and tutorials](#)

Looking for the help home? See [Adobe Experience Cloud Documentation](#).

(Specific product release dates may vary.)

Adobe System Status

Adobe System Status provides detailed information, status updates, and email notifications about Adobe cloud products and services outage, disruption, and maintenance events. Check it out at status.adobe.com.

What's new

- Using your Adobe ID, you can subscribe to event notifications with more granularity, down to the product offering and add-on level. Look for this new capability in Experience Cloud products, where the self-subscription process displays sub-offerings for the products and services to which you want to subscribe. This enhancement should significantly reduce the volume of notifications you receive, and make the notifications more relevant to the products and features you use. Get started at status.adobe.com/subscriptions.

New features and enhancements available today

Feature	Description
Personalized self-subscription by product sub-offerings	<ul style="list-style-type: none">• Self-subscription by product offering or add-ons for Experience Cloud products.• Event notifications received are relevant to your product and product offerings preferences.
Personalized experience based on user preferences	<ul style="list-style-type: none">• Timezone preference based on browser setting is used in email notifications.• Email confirmation sent on subscribe/unsubscribe with all selected preferences.
Better delivery of event messages	<ul style="list-style-type: none">• Event history sorted based on chronological event updates.• Timestamp of event resolution added to Major/Minor closed issues.

Experience Cloud interface and core services

New features and fixes in the Experience Cloud interface, including administration and core services (customer attributes, audiences, triggers, cookies, and so on).

Feature	Release date	Description
Admin Tool - view user details	February 26, 2020	Administrators can view a sortable and filterable list of all Experience Cloud users and their details in the new Admin Tool. User details include a user's product access, roles, and last accessed information. See Experience Cloud Admin Tool help for details.

Unified product domain

Adobe is updating the domain and interface header to unify and improve your experience across all Experience Cloud applications. These enhancements are designed to simplify your experience in small but important ways. These enhancements will not change your current workflows.

Updates include:

- New solution URLs: `experience.adobe.com/<application name>`
 - All products will eventually adopt this URL pattern. Look for new URLs to become effective throughout the month.
 - (Safari only) The domain change may cause cookie issues in Safari. Deselecting *Prevent cross-site tracking* in the Safari Privacy Preferences enables cookies across domains (and all cross-site experiences), and allows Experience Cloud to function on this new domain.
- Easier switching between your organizations or to a different application.
- Improved product help: Experience League is integrated into the product so that a help search also includes results from community forums and video content. This change simplifies access to more content and helps you get the most out of Experience Cloud. Additionally, select **Help > Feedback** to report issues or share your ideas with Adobe.
- Improved notifications: The Notifications drop-down menu now has two tabs, one for your own product notifications and one for global product announcements.

Note: The Feed page was deprecated in January 2020. Look for an in-product deprecation notice.

For product documentation, see [Experience Cloud](#) help.

Experience Platform

Release notes for the Experience Platform, Experience Platform Launch, Identity Service, Journey Orchestration, Mobile Services, and security bulletins.

- [Experience Platform Release Notes](#)
- [Experience Platform Launch](#)
- [Journey Orchestration](#)
- [Mobile Services and Mobile SDKs](#)
- [Security bulletins and advisories](#) (All Adobe products)

Experience Platform Launch

See [Experience Platform Launch](#) for release notes and product documentation.

Journey Orchestration

Using Adobe Experience Platform, orchestrate individual customer journeys at scale across experience channels by intelligently anticipating every individual's needs in real time, wherever their journey takes them.

Q1 release has been published. [Read more](#)

Additional resources for Journey Orchestration

[Documentation](#) - [Release Notes](#) - [How-to videos](#)

Mobile Services and Mobile SDKs

iOS v4.19.1

- General – Resolved a potential crash when Swift enums are included in context data for track calls.

- Target – Target Session ID will now be added as a context data parameter `a.target.sessionId` in the internal Analytics-for-Target hit sent to Adobe Analytics.

Android™ v4.18.1

- Target – Target Session ID will now be added as a context data parameter "a.target.sessionId" in the internal Analytics-for-Target hit sent to Adobe Analytics.

Analytics

Release date: **March 12, 2020**

New features and fixes in Adobe Analytics:

- [New features, enhancements, and fixes in Adobe Analytics](#)
- [Important notices for Analytics administrators](#) (Updated April 7, 2020)
- [AppMeasurement](#)

For product documentation, see [Adobe Analytics Help Home](#).

New features, enhancements, and fixes in Adobe Analytics

- **Multiple report suites in Analysis Workspace:** You can now bring in data from multiple report suites into a single Analysis Workspace project to view in side-by-side panels. [Learn more...](#)
- **Experience Cloud Audience Optimization:** This feature enables you to publish segments to the Experience Cloud within 8 hours (instead of the previous 48-hour processing time). [Learn more...](#)
- **Analysis Workspace - Training Tutorial template:** This new standard template walks you through common terminology and steps for building your first analysis in Workspace. It is available as a standard template in the New Project modal and replaces the sample project that exists today for new users that do not have other projects in their list.

Fixes

- Fixed an issue in Reports & Analytics that prevented downloading `.xls` reports. This issue affected customers using currencies other than US Dollar and Euro. (AN-206541, AN-204008)

- The rollout of a new shell fixed several customer issues related to switching Experience Cloud organizations.(AN-200844, AN-186920)
- Fixed an issue where doing a breakdown on the *Unspecified* line item (or some other reporting line items) while not including *Unspecified (None)* in the search filters of the breakdown would return no results in the breakdown.
- Fixed an issue occurring when using a classified dimension, the entry or exit metric totals would not match the line item total on a breakdown.
- Fixed an issue where first touch and last touch models in Attribution IQ were not calculating credit correctly for some line items in some out of the box dimensions.
- Fixed an issue where breaking down one date dimension by another date dimension would return incorrect results.
- Fixed an issue where sometimes entry or exit metrics would be counted incorrectly when applied to “Unspecified” in a classified dimension report.

Important notices for Analytics administrators

Notice	Date Added or Updated	Description
Change to how Entries/Exits are calculated in Workspace	April 7, 2020	In Analysis Workspace, as of March 2020, we have changed how the “None” value interacts with Entries/Exits. Because you can now turn “Nones” on and off in Analysis Workspace, we apply the “None” after the entry or exit, whereas (for eVars) it used to be applied before. For example, assume the first hit of a visit has no value for eVarx, but the second hit does. In Reports & Analytics it will show up as “Unspecified” for the Entry, but in Analysis Workspace it will show up as the value on the second hit.
EOL of Conversion Level setting	March 3, 2020	The non-functioning <u>Conversion Level</u> setting in Admin Tools > Report Suites > General Account Settings will be removed from the UI on March 12, 2020.
EOL of Dashboard Archive	March 27, 2020	The View Archive setting under Manage Dashboards in Reports & Analytics will no longer be available as of October 2020.

Notice	Date Added or Updated	Description
End of Support for TLS 1.1	October 3, 2019	By March 31, 2020, Adobe Analytics will remove support for TLS 1.1. This change is part of our ongoing efforts to maintain the highest security standards and promote the safety of customer data.

Notice	Date Added or Updated	Description
New Adobe Analytics domain	Dec. 18, 2019	<p>On January 16, 2020, Adobe Analytics began moving to a new domain - https://experience.a...</p> <p>Note: This change applies to all users accessing Analytics with their Adobe ID or Enterprise ID.</p> <ul style="list-style-type: none">• The domain change may cause cookie issues when loading Analytics in Safari. Deselecting <i>Prevent cross-site tracking</i> in the Safari Privacy Preferences enables cookies across domains (and all cross-site experiences), and allows Analytics to function on this new Adobe Experience Cloud domain. You can use other browsers without issue because this affects only Safari users.• The domain change may cause Activity Map to stop working for some customers <u>in specific cases</u>.

Notice	Date Added or Updated	Description
End of Life - Analytics Legacy APIs	January 9, 2020	<p>In November 2020, the following Analytics Legacy API services will reach their end-of-life and will be shutdown. Current integrations built using these services will stop working.</p> <ul style="list-style-type: none">• 1.3 Analytics APIs• 1.4 SOAP Analytics APIs• Legacy OAuth Authentication (OAuth and JWT) <p>We have provided a Legacy API EOL FAQ to help answer your questions and provide guidance on how to proceed. API integrations that employ these services can migrate to the 1.4 Analytics REST APIs or the 2.0 Analytics APIs. Legacy OAuth accounts can migrate to an Adobe Developer Analytics integration account, which can be used to access both the 1.4 Analytics APIs and 2.0 Analytics APIs.</p>

Notice	Date Added or Updated	Description
San Jose FTP Broker Ending for London and Singapore	July 2020	<p>For customers in London and Singapore, we will no longer support brokering of data between London or Singapore and the San Jose data center</p> <p>ftp.omniture.com.</p> <ul style="list-style-type: none"> • For London, use ftp3.omniture.com • For Singapore, use ftp4.omniture.com
EOL of Ad Hoc Analysis	Aug 6, 2018	<p>Adobe announced the intention to end-of-life Ad Hoc Analysis. An end-of-life date will be shared once available. For more information, visit Discover Workspace.</p>

AppMeasurement

See [AppMeasurement for JavaScript release notes](#). Version 2.20.0 was released on March 5, 2020.

Audience Manager

Not updated.

Fixes and improvements

- Fixed a bug where customers could not update segment name because of a missing RBAC permission VIEW_ALL_DESTINATIONS. The VIEW_ALL_DESTINATIONS permission should

not be required to update a segment. For more information about RBAC permissions, see [Administration \(RBAC Controls\)](#). (AAM-52760)

- Fixed a bug in [Data Explorer](#) where some customers could not see content in the basic information section and operators in the expression builder, when creating traits based off of Data Explorer signals. (AAM-53130)
- Fixed a bug where some customers could not load the Audience Marketplace interface. (AAM-52070)
- Fixed a bug in the Segments API where, because of some segments with no description, the interface would freeze when users tried to access those segments and users had to navigate away from that page. (AAM-53071)
- Multiple accessibility improvements throughout the interface. (AAM-48952, AAM-48969, AAM-48979, AAM-48993, AAM-49048, AAM-49057, AAM-49058, AAM-49392)

Experience Manager

New features, fixes, and updates in Adobe Experience Manager (AEM). Adobe recommends customers with on-premise deployments to deploy the latest patches to ensure higher stability, security, and performance.

Product Updates

- **AEM 6.5.4.0**
AEM 6.5, Service Pack 4.0 (6.5.4.0 released March 5, 2020) is an important update that includes new features, key customer enhancements, improved performance, stability, and security, released since the general availability of AEM 6.5, April 2019.
 - [What's new in Adobe Experience Manager 6.5, Service Pack 4](#)
 - [Release notes](#)
 - [AEM Forms release deliverables](#)
- **AEM 6.4.8.0**
AEM 6.4, Service Pack 8.0 (6.4.8.0 released March 5, 2020) is an important update that includes key customer fixes released since the general availability of AEM 6.4, April 2018.
 - [Release notes](#)
 - [AEM Forms CFP releases](#)

- **AEM 6.3.3.8**

AEM 6.3, Service Pack 3, Cumulative Fix Pack 8 (6.3.3.8 released March 5, 2019) is an important update that includes key customer fixes released since the general availability of AEM 6.3, April 2017.

- [Release notes](#)
- [AEM Forms CFP releases](#)

- **AEM Assets Brand Portal**

AEM Assets Brand Portal 6.4, Service Pack 6 (6.4.6 released March 5, 2020) changes the way AEM Assets is configured with Brand Portal. In addition, the release includes other enhancements and bug fixes.

- [Release notes](#)

Self-Help

- **AEM as a Cloud Service – Role Based Permissions**

Cloud Manager has pre-configured roles with appropriate permissions. Each of the roles have specific permissions, pre-configured tasks, or permissions, associated with each role. The [Role Based Permissions](#) Help topic identifies available functions and the roles who can run them.

- **Configure AEM Assets with Brand Portal**

AEM Assets is now configured with Brand Portal through Adobe I/O, which procures an IMS token for authorization of the Brand Portal tenant. Earlier, it was configured in Classic interface by way of the Legacy OAuth Gateway.

See [Configure AEM Assets with Brand Portal](#).

- **AEM as a Cloud Service - Smart Crop in Dynamic Media**

A new option is available in AEM as a Cloud Service when you work with Smart Crop in the Dynamic Media component:

Enable Aspect Ratio match - Select this option to let Dynamic Media pick a smart crop rendition that best matches the aspect ratio of the original image.

See [When working with Smart Crop](#).

Community

- **AEM Skill Builder webinars**
 - AEM Sites – Starting March 17, 2020 learn the building blocks of content authoring and the fundamental concepts and operations of AEM Sites. [Register now](#).
 - AEM Assets – Starting March 19, 2020 hone your digital asset management expertise, plus learn the basics of brand portal, Dynamic Media, Asset Link, and more. [Register now](#).

Additional resources

- [AEM as a Cloud Service](#)
- [AEM 6.5 Learn & Support Home](#)
- [AEM 6.4 Learn & Support Home](#)
- [AEM 6.3 Learn & Support Home](#)
- [AEM 6.2 Learn & Support Home](#)
- [Cloud Manager User Guide](#)
- [Older Versions of AEM Documentation](#)
- [Dynamic Media Classic Help Home](#)
- [Dynamic Media release notes](#)
- [Livefyre release notes](#)

Campaign

Adobe Campaign provides an intuitive, automated way to deliver one-to-one messages across online and offline marketing channels. You can now anticipate what your clients want using experiences determined by their habits and preferences.

Campaign Classic

- [Campaign Classic 19.1.4 update](#)

Additional resources

- Adobe Campaign Standard: [Documentation](#) - [Release Notes](#) - [How-to videos](#) - [Release Planning](#)
- Adobe Campaign Classic: [Documentation](#) - [How-to videos](#)
- Adobe Campaign Control Panel: [Documentation](#) - [Release Notes](#)

Advertising Cloud

Updated March 20, 2020, for March 21 release:

View	Feature
Portfolios	For guidelines on how to manage your portfolios to account for traffic changes resulting from COVID-19, contact your account manager.
Google Ads and Microsoft Ads campaigns	In optimized portfolios with the Auto-optimize Bid Adjustment Values option, Advertising Cloud no longer automatically optimizes the bid adjustment settings for campaigns using the enhanced cost per click (eCPC) bid strategy. The search engine optimizes all bid adjustments at the time of auction. Advertising Cloud still optimizes the base bids and — when the Auto adjust campaign budget limits option is enabled — the campaign budget.

View	Feature
Alerts Beta	(Beta feature) You can now create alert templates to identify when any portfolio meets specific conditions — such as performance metrics — during a specified period and then generate an alert. You can create portfolio-level alerts from Insights & Reports > Alerts (Beta) but not from Optimization > Portfolios . Note: Any alerts created from the legacy version of Alerts Beta, which was replaced in January, are no longer available.
Admin > Transaction Properties	A new Property ID column shows the unique property ID for each transaction property. You can search on any string contained in the column values.

Magento

For Magento release notes, see:

- [Magento Commerce 2.3.4](#)
- [Magento Open Source 2.3.4](#)

Marketo

Marketo Engage is a complete solution for lead management and B2B marketers looking to transform customer experiences by engaging across every stage of complex buying journeys.

Core Marketo Engage updates

Release date: February 21, 2020

- **Microsoft Dynamics *Change Owner in Microsoft Flow Action*:** Change a lead or contact owner directly from Marketo Engage.

- **Enhancements to API calls:**
 - User management APIs
 - Custom object schema APIs
 - Landing page redirect rules APIs
- **Form Descriptor Caching:** Improvements to Landing Pages & Forms.

See Marketo release notes for [February 2020](#) for more information.

Upcoming features

The following features are releasing throughout the quarter:

Feature	Description
Bizible	<ul style="list-style-type: none">• New account-based segmentation• Save dashboard-specific filters• Export Bizible dashboards as PDFs
Sales Connect	Compose Window and Command Center updates/enhancements

Announcements

Marketo Engage Success Center: Launching in February 2020. The Success Center is an in-product help center that enables you to search Product Docs and the Community, launch how-to guides, access adoption content, and more. Note: This feature will be launched as a beta in ANZ and will roll out to North America later in the quarter.

Deprecations

- **Asset API “_method” Parameter:** After September 2020, Asset API Endpoints will no longer accept “_method” to pass Query Parameters in a POST body to bypass URI length limitations.
- **Internet Explorer Support Deprecation:** Beginning with the July release on July 31, 2020, the Marketo Engage user interface will no longer be supported on Internet Explorer.

For cumulative and historical release notes, see [Marketo release notes](#).

New documentation and tutorials

New and recent self-help articles and videos.

Solution	Content	Description
AEM Commerce	Video - Creating Multiple Category and Product Pages	Learn how to create a minimal Adobe Experience Manager (AEM) CIF project as a starting point for customer projects using CIF Core Components. Apply theme and CSS styling to components and inspect a new AEM CIF project, generated by the archetype. Also, learn how CSS and JavaScript used by CIF core components are organized.
AEM Forms	Article - Authenticate to AEM Author using OKTA	Learn how to configure your app on OKTA portal and about the settings that you typically use in registering new application.

Solution	Content	Description
AEM Commerce	Tutorial - Customize CIF Core Components	Review several different extension points provided by CIF Core Components and AEM in general. CIF Core Components provides a standard set of Commerce components that can be used to accelerate a project that integrates Adobe Experience Manager (AEM) and Magento solutions.
Adobe Campaign - Audience Destinations	Video - Create an audience...	Create an audience in Campaign Standard using the Adobe Experience Platform Segment Builder. You can access this feature directly within Adobe Campaign Standard via the Audiences modules.
Adobe Campaign - Audience Destinations	Video - Activating Adobe Experience Platform Audiences in a Marketing Workflow	Learn how to activate the Data Services Query Audience within a workflow by using the Read Audience activity.

Solution	Content	Description
Adobe Campaign	Tutorial - Push Notification with Android™	Send personalized and segmented push notifications to iOS and Android™ mobile devices. This tutorial walks you through the steps involved in sending push notifications from Adobe Campaign and receiving these notifications in your Android™ app.
Adobe Campaign	Video - Create a Push Notification	Create a push notification in Adobe Campaign Standard. You can send personalized and segmented push notifications to iOS and Android™ mobile devices.
Adobe Campaign - AEP Data Connector	Video - Check the status of a data ingestion job	Learn how to check the status of a data ingestion job and if the data has been ingested from Adobe Campaign Standard into Adobe Experience Platform.
Adobe Campaign - AEP Data Connector	Video - Modify data mapping	Learn how to check the status and modify the data mapping.
Adobe Campaign - AEP Data Connector	Video - Map experience events	Learn how to map Experience Events in Adobe Experience Platform.
Adobe Campaign - AEP Data Connector	Video - Map custom resources	Learn how to map different data types between Adobe Campaign Standard and Adobe Experience Platform.

Solution	Content	Description
Adobe Campaign - AEP Data Connector	Video - Understand the Adobe Experience Platform Data Connector	Learn how to make your data available on Adobe Experience Platform by mapping XTK data (data ingested in Campaign) to Experience Data Model (XDM) data on Adobe Experience Platform.
Adobe Campaign - AEP Data Connector	Video - Map seed table data	Learn how to map you seed data / test profiles with the Adobe Experience Platform.
Adobe Campaign- Audience Destinations	Video - Change the targeting dimension of a delivery for a Platform Audience	Learn how to change the targeting dimension of a delivery for a Platform Audience outside of the primary profile table in Adobe Campaign Standard.
Adobe Campaign	Video - Big data management on Snowflake	Leverage the Snowflake connector in Adobe Campaign Classic.
Adobe Campaign - Audience Destinations	Article - Audience Destinations (BETA)- Overview	Learn how to leverage centralized and consolidated profile data from the Adobe Experience Platform for marketing campaigns in Adobe Campaign Standard.
Adobe Analytics	Video - Adobe Summit 2019 Super Session	Watch curated clips from the high tech "super session" at Summit 2019.

Solution	Content	Description
Adobe Analytics	Video - Adobe Summit 2019 Super Session	View curated clips from the travel and hospitality session at Summit 2019.
Adobe Analytics	Video - Adobe Summit 2019 Super Session	See curated clips from the retail session at Summit 2019.
Adobe Analytics	Video - Customer Use Case: Accent Group Invests in Customer Experience to Drive Sales	Watch how the Accent Group uses the Adobe Experience Cloud to create seamless digital experiences.
Adobe Analytics	Video - Customer Use Case: ServiceNow gets the right insights to connect with prospects	Find out how ServiceNow gets actionable data from its marketing channels and boosts ROI on paid search advertising with Adobe Advertising Cloud and Adobe Analytics.
Adobe Analytics	Video - Adobe Analytics - It's More Than Data It's Customer Intelligence	Learn about data-driven marketing and how to take your analytics maturity to from data to insights to action.
Adobe Analytics	Video - Adobe Sensei and Adobe Analytics - Extended Version	View key features in Adobe Analytics powered by Adobe Sensei, including Anomaly Detection, Contribution Analysis, Intelligent Alerts, Clustering, Segment IQ, and Propensity Modeling.

Solution	Content	Description
Adobe Analytics	Video - <u>How Adobe Analysis Workspace Can Change Your Business</u>	Learn how you can perform Ad Hoc Analysis, flexible analysis, cohort analysis, and fallout analysis using Analysis Workspace. You can also share the analysis working environment with everyone in your company, and its drag and drop function allows everyone to analyze the data easily and get insights quickly.
Adobe Analytics	Video - <u>Customer Use Case: The Home Depot Innovates with Customer Experience Management</u>	Learn how Home Depot uses Adobe solutions to create brand loyalty and customer satisfaction with a personalized, customized shopping experience.
Adobe Analytics	Article - <u>Customer Tips for Continuing your Adobe Analytics Learning Journey</u>	Meet three Adobe customers who have tips and tricks for you regarding how to get the most value from Adobe Analytics.

[Previous page](#)
[Next page](#)


Adobe Experience Cloud Release Notes - April 2020

Last update: March 1, 2020

TOPICS: Release Notes

Bookmark

Copy link



New features and fixes in the Adobe Experience Cloud.

NOTE

Subscribe to the [Adobe Priority Product Update](#) to be notified via email about upcoming releases. New information published after the release will be marked with the publication date.

Release date: April 2020

(Specific release dates may vary.)

- [Adobe System Status](#)
- [Experience Platform](#)
- [Analytics](#) (Release date change - see update on April 15)
- [Audience Manager](#)
- [Experience Manager](#)

- [Campaign](#)
- [Target](#) (links to Target's help page)
- [Magento](#)
- [Marketo](#)
- [Primetime](#) (links to Primetime's help page)

Looking for the help home? See [Adobe Experience Cloud Documentation](#).

Adobe System Status

Adobe System Status provides detailed information, status updates, and email notifications about Adobe cloud products and services outage, disruption, and maintenance events. Check it out at status.adobe.com.

What's new

- Using your Adobe ID, you can subscribe to event notifications with more granularity, down to the product offering and add-on level. Furthermore in our latest release, the self-subscription process now recommends a selection of products and services based on your product entitlements. This should streamline the subscription process by reducing the number of decisions or clicks required to create your subscriptions, and most importantly, deliver more relevant notifications in your inbox. Get started at status.adobe.com/subscriptions.

New features and enhancements available today

Feature	Description
Personalized subscriptions based on entitlements	<ul style="list-style-type: none"> • Pre-selected subscription recommendations based on the user's DX entitlements. • Recommended subscriptions are highlighted at the top of the product list for quick visualization. • Email notifications received are relevant to the user's product entitlements.
Easier Management of Subscriptions	<ul style="list-style-type: none"> • Manage Subscriptions has a new user experience to manage both product and event subscriptions. • New option to view and edit product and event subscriptions separately. • The Delete option allows you to unsubscribe from a product or event subscription. • The one-click Unsubscribe all option is available for the product subscriptions. • UX support is available for Web/Mobile/Tablet surfaces and localization in 19 languages.

Experience Cloud interface

New features and fixes in the Experience Cloud interface:

- Experience Cloud Feed page was deprecated. (EXC-8505)
- Experience Cloud login page was updated to reflect new branding elements. (EXC-10747)

For product documentation, see [Experience Cloud interface help](#).

Unified product domain

Adobe is updating the domain and interface header to unify and improve your experience across all Experience Cloud applications. These enhancements are designed to simplify your experience in small but important ways. These enhancements will not change your current workflows.

Updates include:

- New application URLs: `experience.adobe.com/<application name>`
 - All products will eventually adopt this URL pattern. Look for new URLs to become effective throughout the month.
 - (Safari only) The domain change may cause cookie issues in Safari. Deselecting *Prevent cross-site tracking* in the Safari Privacy Preferences enables cookies across domains (and all cross-site experiences), and allows Experience Cloud to function on this new domain.
- Easier switching between your organizations or to a different application.
- Improved product help: Experience League is integrated into the product so that a help search also includes results from community forums and video content. This change simplifies access to more content and helps you get the most out of Experience Cloud. Additionally, select **Help** > **Feedback** to report issues or share your ideas with Adobe.

Experience Platform

Release notes for the Experience Platform, including Experience Platform Launch, Journey Orchestration, Offers, People, Places, Mobile Services, and security bulletins.

Journey Orchestration

Using Adobe Experience Platform, orchestrate individual customer journeys at scale across experience channels by intelligently anticipating every individual's needs in real time, wherever their journey takes them.

- [Documentation](#)
- [Release notes](#)
- [How-to videos](#)

Mobile Services and Mobile SDKs

Android™ 4.18.2 (3 April, 2020):

- In App Messaging: For security reasons, WebViews created by the SDK now set property `setWhitelistingFileAccess` equal to *false*.

iOS 4.19.2 (24 March, 2020):

- General: Fixed some leaks in Target code.

Unity 4.19.0 (10 March, 2020):

- Updated Unity Plugin to use versions 4.19.0 of iOS and 4.18.0 or Android™.
- Exposed new acquisition method for Android™ to allow processing of a URL provided by Google Play Referrer APIs.

Additional Experience Platform release information

- [Experience Platform Launch release notes](#).
- [Experience Platform release notes](#)
- [Security bulletins and advisories](#) (All Adobe products)



Analytics

IMPORTANT

The Adobe Analytics April maintenance release has moved to May 21, 2020. For the latest Analytics release information, see March 2020 release notes.

- [Customer Journey Analytics](#)

- [Important notices for Analytics administrators](#) (Updated April 7, 2020)
- [AppMeasurement](#)
- [New Analytics tutorials](#)

Customer Journey Analytics

Feature	Description
Customer Journey Analytics: Automated Dataset Backfill	This new option lets you import all historical data for a connection in Customer Journey Analytics. Learn more

Important notices for Analytics administrators

Notice	Date Added or Updated	Description
Change to how Entries/Exits are calculated in Workspace	April 7, 2020	In Analysis Workspace, as of March 2020, we have changed how the <i>None</i> value interacts with Entries/Exits. Because you can now turn <i>Nones</i> on and off in Analysis Workspace, we apply the <i>None</i> value after the entry or exit, whereas (for eVars) it used to be applied before. For example, assume the first hit of a visit has no value for eVars, but the second hit does. In Reports & Analytics it will show up as <i>Unspecified</i> for the Entry, but in Analysis Workspace it will show up as the value on the second hit.
EOL of Conversion Level setting	March 3, 2020	The non-functioning <u>Conversion Level</u> setting in Admin Tools > Report Suites > General Account Settings will be removed from the interface on March 12, 2020.
EOL of Dashboard Archive	March 27, 2020	The View Archive setting under Manage Dashboards in Reports & Analytics will no longer be available as of October 2020.

Notice	Date Added or Updated	Description
End of Support for TLS 1.1	October 3, 2019	By March 31, 2020, Adobe Analytics will remove support for TLS 1.1. This change is part of our ongoing efforts to maintain the highest security standards and promote the safety of customer data.

Notice	Date Added or Updated	Description
New Adobe Analytics domain	Dec. 18, 2019	<p>On January 16, 2020, Adobe Analytics began moving to a new domain - https://experience.a...</p> <p>Note: This change applies to all users accessing Analytics with their Adobe ID or Enterprise ID.</p> <ul style="list-style-type: none">• The domain change may cause cookie issues when loading Analytics in Safari. Deselecting <i>Prevent cross-site tracking</i> in the Safari Privacy Preferences enables cookies across domains (and all cross-site experiences), and allows Analytics to function on this new Adobe Experience Cloud domain. You can use other browsers without issue because this affects only Safari users.• The domain change may cause Activity Map to stop working for some customers <u>in specific cases</u>.

Notice	Date Added or Updated	Description
<p>End of Life - Analytics Legacy APIs</p>	<p>January 9, 2020</p>	<p>In November 2020, the following Analytics Legacy API services will reach their end-of-life and will be shutdown. Current integrations built using these services will stop working.</p> <ul style="list-style-type: none"> • 1.3 Analytics APIs • 1.4 SOAP Analytics APIs • Legacy OAuth Authentication (OAuth and JWT) <p>We have provided a Legacy API EOL FAQ to help answer your questions and provide guidance on how to proceed. API integrations that employ these services can migrate to the 1.4 Analytics REST APIs or the 2.0 Analytics APIs. Legacy OAuth accounts can migrate to an Adobe Developer Analytics integration account, which can be used to access both the 1.4 Analytics APIs and 2.0 Analytics APIs.</p>

Notice	Date Added or Updated	Description
San Jose FTP Broker Ending for London and Singapore	July 2020	<p>For customers in London and Singapore, we will no longer support brokering of data between London or Singapore and the San Jose data center</p> <p>ftp.omniture.com.</p> <ul style="list-style-type: none"> • For London, use ftp3.omniture.com • For Singapore, use ftp4.omniture.com
EOL of Ad Hoc Analysis	Aug 6, 2018	<p>Adobe announced the intention to end-of-life Ad Hoc Analysis. An end-of-life date will be shared once available. For more information, visit Discover Workspace.</p>

AppMeasurement

See [AppMeasurement for Javascript release notes](#). Version 2.20.0 was released on March 5, 2020.

New Analytics tutorials

Content	Description
Improved Experience Cloud Audience Publishing	Improvements have been made to Experience Cloud Audience Publishing. You can now publish audiences (segments) and make them available six times faster. This reduces the current latency time from 48 hours to approximately 8 hours, and possibly faster, depending on traffic and segment size.
Multiple Report Suites in Analysis Workspace	Multiple report suites can be analyzed in a single Workspace project by selecting report suites at the panel level. This allows you to conduct side-by-side panel analysis across different sets of data.

See [Adobe Analytics Help Home](#) for product documentation.

Audience Manager

New features and fixes in Adobe Audience Manager:

Feature	Description
Top Customer Support Issues	We've added a new section to our documentation portal, which includes answers to the most frequent questions received by our Customer Support team.

- Fixed an issue causing inaccurate reporting of [Addressable Audiences](#) for segments containing mobile device IDs. Following this update, you may see an increase in your [Addressable Audiences](#).

- Fixed an issue causing the Duplicate Test and Duplicate Allocation Template buttons in Audience Lab not to work. (AAM-53388)
- Fixed an issue causing the Match Rate and Segment Addressable Audiences to be displayed as 0 when a destination is configured to export UUIDs. The Match Rate and Segment Addressable Audiences are now displayed as 100%. (AAM-51615)
- Fixed an issue causing trait names which contain special characters to be HTML-encoded twice. (AAM-54001)
- Fixed an issue blocking some users from switching to other Adobe Experience Cloud applications from the Audience Manager user interface. (AAM-52917)
- Fixed an issue blocking some users from creating a SHA256 data source for People-based destinations. (AAM-53525)
- Multiple accessibility improvements across the interface. (AAM-48986, AAM-49009, AAM-48984, AAM-48939, AAM-48940, AAM-48964, AAM-49032, AAM-49360)

Experience Manager

New features, fixes, and updates in Adobe Experience Manager (AEM). Adobe recommends customers with on-premise deployments to deploy the latest patches to ensure higher stability, security, and performance.

Self-Help

- **AEM Newsletter**

See the latest [Adobe Experience Manager Newsletter](#).

- **AEM as a Cloud Service - Configuring Dynamic Media Cloud Service**

A new option is available when you configure Dynamic Media Cloud Service:

Selective Publish - When you select this option it means that assets are auto published for secure preview only and can be explicitly published to AEM without publishing to DMS7 for delivery in the public domain.

See [Configuring Dynamic Media Cloud Service](#).

- **Dynamic Media - Smart Imaging**

The entire Smart Imaging Help topic was updated with new information, including image asset examples that depict the added Smart Imaging optimization.

See [Smart Imaging](#).

- **Configuring Dynamic Media - Scene7 mode**

A new Sync all content option is now available on the Dynamic Media Configuration page found in **Tools > Cloud Services**.

See [Creating a Dynamic Media Configuration](#).

- **AEM Assets Brand Portal supports AEM Assets as a Cloud Service**

You can now publish assets from AEM Assets as a Cloud Service to AEM Assets Brand Portal.

See [Configure AEM Assets with Brand Portal](#) and [Publish assets to Brand Portal](#).

- **Adobe Asset Link 2.0 released**

Adobe Asset Link 2.0 supports working with multiple AEM environments and supports AEM as a Cloud Service. AEM supports marketers' needs to configure auto-run of asset processing workflow when assets are uploaded to a folder using Adobe Asset Link.

See [Adobe Asset Link](#).

New Experience Manager tutorials

Content	Description
Set Up Local Dispatcher Tools	Learn about facilitating configuring, validating, and simulating Dispatcher locally.
Set up Development Tools for AEM Projects	Adobe Experience Manager (AEM) development requires a minimal set of development tooling to be installed and set up on the developer machine. These tools support the development and building of AEM Projects.

Content	Description
<u>Set up Local AEM Runtime</u>	Adobe Experience Manager (AEM) can be run locally using the AEM as a Cloud Service SDK's QuickStart Jar. This allows developers to deploy to and test custom code, configuration, and content prior to committing it to source control, and deploy it to a AEM as a Cloud Service environment.
<u>Navigation</u>	Explore the basics for navigation AEM Assets.
<u>Versions</u>	Explore how AEM creates and maintains asset versions.
<u>AEM - Magento Integration using the Commerce Integration Framework</u>	This video walks you through the setup of the integration between AEM and Magento.
<u>Introduction to the AEM Architecture Stack</u>	The CIF Project archetype creates a minimal Adobe Experience Manager (AEM) CIF project as a starting point for customer projects using CIF Core Components.
<u>Introduction to OSGi</u>	An introduction to OSGi, a dynamic modular architecture for Java™ applications that is the basis for Adobe Experience Manager.
<u>Introduction to the Java™ Content Repository (JCR)</u>	An introduction to the Java™ Content Repository (JCR) used by Adobe Experience Manager.
<u>Introduction to Sling</u>	An introduction to Sling, an open-source RESTful web framework that is part of Adobe Experience Manager's underlying technology stack.
<u>Introduction to Author and Publish Tier</u>	An introduction to the Author and Publish tiers as part of the architecture in Adobe Experience Manager.

Content	Description
Introduction to Dispatcher	An introduction to the capabilities and features of the dispatcher as part of the AEM architecture.
Introduction to Component Development	An overview of developing components with Adobe Experience Manager Sites. Includes an introduction to Dialogs, Sling Models, HTL Scripts, and Client-Side Libraries.
AEM Project Archetype	The AEM Project contains all of the code and configurations for an implementation. The AEM Project Archetype creates a minimal, best-practices-based Adobe Experience Manager project as a starting point for your own AEM projects.
Understanding Core Components	AEM Core Components are a standard set components to be used with Adobe Experience Manager.

Additional help resources

- [AEM as a Cloud Service](#)
- [AEM 6.5 Learn & Support Home](#)
- [AEM 6.4 Learn & Support Home](#)
- [AEM 6.3 Learn & Support Home](#)
- [AEM 6.2 Learn & Support Home](#)
- [Cloud Manager User Guide](#)
- [Older Versions of AEM Documentation](#)
- [Dynamic Media Classic Help Home](#)
- [Dynamic Media release notes](#)

- [Livefyre release notes](#)

Campaign

Adobe Campaign provides an intuitive, automated way to deliver one-to-one messages across online and offline marketing channels. You can now anticipate what your clients want using experiences determined by their habits and preferences.

Campaign Standard

- [Adobe Campaign Standard 20.2](#)

New Campaign Standard tutorials

Content	Description
Profile Substitution - Testing email messages using targeted profiles	Test your email messages using the Profile Substitution feature.

Additional Campaign help resources

- Adobe Campaign Standard: [Documentation](#) - [Release Notes](#) - [How-to videos](#) - [Release Planning](#)
- Adobe Campaign Classic: [Documentation](#) - [How-to videos](#)
- Adobe Campaign Control Panel: [Documentation](#) - [Release Notes](#)

Magento

For Magento release notes, see:

- [Magento Commerce 2.3.4](#)
- [Magento Open Source 2.3.4](#)



Marketo Engage is a complete applications for lead management and B2B marketers looking to transform customer experiences by engaging across every stage of complex buying journeys.

Core Marketo Engage updates

See Marketo [release notes](#) for more information.

Upcoming features

The following features are releasing throughout the quarter:

Feature	Description
Bizible	<ul style="list-style-type: none">• New account-based segmentation• Save dashboard-specific filters• Export Bizible dashboards as PDFs
Sales Connect	Compose Window and Command Center updates/enhancements

Announcements

Marketo Engage Success Center: Launching in February 2020. The Success Center is an in-product help center that enables you to search Product Docs and the Community, launch how-to guides, access adoption content, and more. Note: This feature will be launched as a beta in ANZ and will roll out to North America later in the quarter.

Deprecations

- **Asset API “_method” Parameter:** After September 2020, Asset API Endpoints will no longer accept _method to pass Query Parameters in a POST body to bypass URI length limitations.

- **Internet Explorer Support Deprecation:** Beginning with the July release on July 31, 2020, the Marketo Engage user interface will no longer be supported on Internet Explorer.

For cumulative and historical release notes, see [Marketo release notes](#).

[Previous page](#)

[Next page](#)


Adobe Experience Cloud Release Notes - May 2020

Last update: May 1, 2020

TOPICS: Release Notes

Bookmark

Copy link



This page provides new features, fixes, and important notices in Adobe Experience Cloud. Solution release dates may vary. Check back frequently for the latest updates.

NOTE

Subscribe to the [Adobe Priority Product Update](#) to be notified via email about upcoming releases.

Release date: May 2020

Latest update: **June 4, 2020**

- [Adobe System Status](#)
- [Experience Cloud interface](#)
- [Experience Platform](#)
- [Analytics \(Updated June 4, 2020\)](#)
- [Audience Manager](#)

- [Experience Manager](#)
- [Campaign](#)
- [Advertising Cloud](#)
- [Target](#) (links to Target's help page)
- [Magento](#)
- [Marketo](#)
- [Primetime](#) (links to Primetime's help page)

Need help? Visit [Experience League](#) to find Adobe-curated courses, technical documentation, quick answers, community insight, and instructor-led training.

Adobe System Status

Adobe System Status provides detailed information, status updates, and email notifications about Adobe cloud products and services outage, disruption, and maintenance events. Check it out at status.adobe.com.

Release date: **May 21, 2020**

What's new

- Using your Adobe ID, you can subscribe to event notifications with more granularity, down to the product offering and add-on level. To help you setup your subscription faster, the self-subscription process now recommends a selection of products and offerings based on your product entitlements. This should reduce the number of emails you receive, and deliver more relevant notifications in your inbox. Get started at status.adobe.com/subscriptions.

New features and enhancements available today

Feature	Description
Improved subscription and notification user experience	<ul style="list-style-type: none"> • Marketo Engage regional locations are now filtered based on the list of product offerings selected. • Marketo Engage email notifications are relevant to the user's region, location, and environment preferences.
Event subscription confirmation	<ul style="list-style-type: none"> • You can now get an email confirmation when subscribing to on-going single event updates.
Global navigation usability enhancements	<ul style="list-style-type: none"> • Consistent user experience with Adobe . com at the top level navigation menu.

Experience Cloud interface

General updates to the Experience Cloud interface.

Unified product domain

Adobe has been updating the domain and interface header to unify and improve your experience across all Experience Cloud applications. These enhancements are designed to simplify your experience in small but important ways. These enhancements do not change your current workflows.

Updates include:

- New application URLs: `experience.adobe.com/<application name>`:

- All products will eventually adopt this URL pattern. Look for new URLs to become effective throughout the month.
- (Safari only) The domain change may cause cookie issues in Safari. Deselecting *Prevent cross-site tracking* in the Safari Privacy Preferences enables cookies across domains (and all cross-site experiences), and allows Experience Cloud to function on this new domain.
- Easier switching between your organizations or to a different application.
- Improved product help: Experience League is integrated into the product so that a help search also includes results from community forums and video content. This change simplifies access to more content and helps you get the most out of Experience Cloud. Additionally, select **Help > Feedback** to report issues or share your ideas with Adobe.

The following apps use the new `experience.adobe.com` domain:

App or Service	Domain
Experience Cloud home page	<code>experience.adobe.com/home</code>
Adobe Target	<code>experience.adobe.com/target</code>
Adobe Audience Manager	<code>experience.adobe.com/audience-manager</code>
Adobe Launch	<code>experience.adobe.com/launch</code>
Adobe Experience Platform	<code>experience.adobe.com/platform</code>
Journey Management	<code>experience.adobe.com/journeys</code>
Customer Journey Analytics	<code>experience.adobe.com/platform/ana...</code>
Adobe Campaign Control Panel	<code>experience.adobe.com/controlpanel</code>
Cloud Manager	<code>experience.adobe.com/cloud-manager</code>
Places Service	<code>experience.adobe.com/places</code>
Software Distribution	<code>experience.adobe.com/downloads</code>
Admin Tool (beta)	<code>experience.adobe.com/admin</code>

NOTE

Board & Collections, a legacy filter in Marketing Cloud Assets selector, is being decommissioned.

Experience Platform

Release notes for the Experience Platform, including Experience Platform Launch, Journey Orchestration, Offers, People, Places, Mobile Services, and security bulletins.

Interface enhancements

Updated: May 15, 2020

Adobe Experience Platform is releasing updates to the domain and header bar to improve your experience and unify with other Experience Cloud applications. Updates include:

- Easier switching between your organizations or to a different application.
- Improved user help, including featured articles and context-relevant documentation in the Help menu.
- Ability to give feedback about the Experience Platform and file support tickets.

See [Experience Platform release notes](#) for more information.

Customer Attributes - new documentation

Updated: May 15, 2020

- [Customer Attributes support for CCPA](#) (California Consumer Privacy Act)
- [Customer Attributes support for GDPR](#) (General Data Protection Regulation)

Journey Orchestration

Using Adobe Experience Platform, orchestrate individual customer journeys at scale across experience channels by intelligently anticipating every individual's needs in real time, wherever their journey takes them.

- [Documentation](#)
- [Release notes](#)
- [How-to videos](#)

Additional Experience Platform release information

- [Experience Platform Launch release notes.](#)
- [Experience Platform release notes](#)
- [Security bulletins and advisories](#) (All Adobe products)

Analytics

- [New features in Adobe Analytics \(Updated June 4, 2020\)](#)
- [New features in Customer Journey Analytics \(Updated June 4, 2020\)](#)
- [New features in Media Analytics \(Updated May 29, 2020\)](#)
- [Important notices for Analytics administrators \(Updated June 1, 2020\)](#)
- [Adobe Analytics fixes \(Updated May 21, 2020\)](#)
- [AppMeasurement](#)
- [New Analytics tutorials](#)

New features in Adobe Analytics

Feature	<u>General Availability</u> - Target Date	Description
Analytics for Target panel in Workspace	June 25, 2020	The Analytics for Target (A4T) panel lets you analyze your Adobe Target activities and experiences in Analysis Workspace. Learn more...

Feature	<u>General Availability - Target</u> Date	Description
Quick Insights panel in Workspace	June 25, 2020	Quick Insights provides guidance for non-analysts and new users of Analysis Workspace to learn how to answer business questions quickly and easily. Learn more
Bulk Data Insertion API	May 31, 2020	Enables you to easily and independently ingest batches of Analytics data. Useful for server-side and offline data. Learn more...
Adobe Analytics support for Adobe Experience Platform Edge Network	May 31, 2020	Enables you to use a single tag to send data to multiple Adobe solutions, such as Adobe Analytics, Adobe Target, Adobe Audience Manager, Adobe Experience Platform Data Lake, Unified Profile, and Experience Cloud ID Service.

Feature	<u>General Availability - Target Date</u>	Description
Adobe Analytics dashboards	May 21, 2020	Adobe Analytics dashboards is a mobile app that allows users anytime, anywhere access to insights from Adobe Analytics. This app is intended for executives seeking on-the-go access to key metrics. It enables access to curated, interactive scorecards and will be available for both the iOS and Android operating systems. Learn more...
Workspace: Automatically build Freeform Tables from a blank state	May 21, 2020	Previously, you could not drop components directly into a blank project or blank panel; you had to add a Freeform Table first. You can now drop components directly into a blank project or panel, and a Freeform Table is automatically built for you in a recommended format. Additionally, improvements were made to how mixed component types (such as dimensions and metrics) are handled when dropped into a blank Freeform Table together.

Feature	<u>General Availability</u> - Target Date	Description
Adobe Analytics Package added to Feature Access Level page	May 21, 2020	You can now view which Adobe Analytics Package (SKU) your company is entitled to at Admin > Company Settings > Feature Access Level .
Accessibility improvements	May 21, 2020	The Adobe Analytics team has made several accessibility improvements to Analysis Workspace, including improved keyboard navigation, color contrast, and screen reader support. Learn more...

New features in Customer Journey Analytics

Feature	<u>General Availability</u> - Target Date	Description
Quick Insights panel in Workspace	June 25, 2020	Quick Insights provides guidance for non-analysts and new users of Analysis Workspace to learn how to answer business questions quickly and easily. Learn more
Customer Journey Analytics: Global Availability	May 21, 2020	Makes Customer Journey Analytics available to customers in EMEA and APAC.

Feature	<u>General Availability</u> - Target Date	Description
Customer Journey Analytics: Support for Adobe Experience Platform Sandboxes	May 21, 2020	Allows you to select specific Adobe Experience Platform Sandboxes to build CJA Connections from. Learn more...
Workspace: Automatically build Freeform Tables from a blank state	May 21, 2020	Previously, you could not drop components directly into a blank project or blank panel; you had to add a Freeform Table first. You can now drop components directly into a blank project or panel, and a Freeform Table is automatically built for you in a recommended format. Additionally, improvements were made to how mixed component types (such as dimensions and metrics) are handled when dropped into a blank Freeform Table together.
Accessibility improvements	May 21, 2020	The Adobe Analytics team has made several accessibility improvements to Analysis Workspace, including improved keyboard navigation, color contrast, and screen reader support. Learn more...

New features in Media Analytics

Date updated: **May 29, 2020**

Player State Tracking: Media Analytics customers can capture viewer interaction during playback using a standard set of solution variables for full screen, closed captioning, mute, picture-in-picture, and in-focus. You also have the flexibility to create custom player states. Player State Tracking variables are now available for reporting in Analysis Workspace. This feature requires one of the following:

- Media JavaScript SDK 3.0 or higher
- For use with the Adobe Experience Platform (AEP) SDK:
 - Media Analytics Extension (for web): Adobe Media Analytics (3.x SDK) for Audio and Video v1.0 or higher
 - Media Analytics Extension (for mobile): Adobe Media Analytics for Audio and Video v2.0 or higher
- Media Collection

See [About Player State Tracking](#).

Adobe Analytics fixes

- Adobe changed the Time Spent metric to never include "Unspecified" in the calculation. This means that, regardless of whether the UI says to include "Unspecified", we make a special exception to always exclude "Unspecified" in the Time Spent calculation. Therefore, even if you configured a report containing the Time Spent metric to include "Unspecified", it will always return 0 time spent for the "Unspecified" line item. Note that this may change historical reporting in Reports & Analytics as well as the Reporting API v1.4. (AN-197958)
- Fixed an issue in which the Instance/Visit/Visitor wasn't being counted in the denominator for the Time Spent metrics. This would happen when a hit with no value for the dimension (e.g., Pagename) followed in the same second. (AN-211074)
- Fixed an issue that caused missing Analytics segment data in Audience Manager. (AN-206221)
- Fixed an issue with Data Sources processing showing the wrong dates. (AN-213604)
- Fixed an issue with classification files not getting uploaded to FTP properly. (AN-214102)
- Fixed an issue with the API method `Segments.Get` not returning a full response. (AN-206210)

- Fixed an issue where table line items were converted to special characters in Workspace PDF download. (AN-196153)
- Fixed an issue with Adobe Analytics API 1.4 call `visattrcustomeridcustomerattributes` not working properly. (AN-186873)
- Fixed an issue with data appearing in reports but missing from the Data Feed. (AN-211923)
- Fixed an issue with being unable to copy Product Profile permissions. (AN-211113)
- Fixed an issue where users with Federated IDs were not able to log in to Report Builder. (AN-207750)
- Fixed an issue with AdWords data not showing in Advertising Analytics. (AN-213249)
- Fixed an issue where classification data did not display in the trended view. (AN-212761)
- Fixed an issue that caused an incorrect published segment count in the Segment Manager. (AN-213374)
- Fixed an issue with the **Show Upwards Trend As...** option in the Calculated Metric Editor – it did not work when applying filters. (AN-214223)
- Fixed multiple issues with Classification Import and Export. (AN-213488, AN-215309, AN-216345, AN-215307, AN-216671)
- Fixed multiple issues with Classification Rule Builder. (AN-213826, AN-213550, AN-213095)
- Fixed issues with Data Sources processing. (AN-218083, AN-213604, AN-214102, AN-215485, AN-215339, AN-212911, AN-217551, AN-217947, AN-219018, AN-214691, AN-218401)
- Fixed FTP connectivity issues. (AN-115525)
- Fixed multiple Analytics Data Feeds issues. (AN-176769, AN-160480, AN-211923, AN-204286, AN-212977, AN-214528, AN-215080, AN-217784, AN-219093, AN-218817, AN-217798, AN-218267, AN-218382)
- Fixed issues with Data Warehouse requests. (AN-181836)
- Fixed issues in PDF downloaded Workspace projects, where values were converted into special characters. (AN-196153)
- Fixed an issue with being unable to copy Product Profile permissions in Admin Console. (AN-211113)
- Fixed an issue where time formats in calculated metrics were broken for negative values. (AN-210900)

- Fixed an issue that prevented users from changing the Attribution Model on static row metrics. (AN-207872)
- Fixed an issue that caused the Scheduled Report builder to be stuck in a queued status. (AN-215317)
- Fixed the ExactTarget Data Connector. (AN-210794)
- Fixed latency issues in Bulk Ingestion API. (AN-210165)
- Fixed an issue with users being unable to log in to Report Builder with a Federated ID. (AN-207750)
- Fixed an issue in Advertising Analytics that prevented Google AdWords data from showing up. (AN-213249)
- Fixed an issue that prevented Workspace Project Viewed events from showing in logs. (AN-214134)
- Fixed an issue that happened when changing the date range in Workspace and selecting **Apply to all panels**. The date did not change in some panels. (AN-214944)
- Fixed an issue with not being able to create or edit alerts. (AN-215920)
- Fixed an issue with all dynamic date ranges in Workspace showing incorrect dates due to the first day of the week sporadically switching to a Sunday from a Monday. (AN-218835)

Additional Adobe Analytics fixes

AN-101871, AN-115525; AN-123869; AN-152580; AN-160480; AN-178128; AN-186907; AN-199299; AN-201342; AN-201397; AN-204286; AN-204518; AN-206045; AN-206948; AN-208607; AN-209486; AN-210743; AN-211550; AN-211539; AN-211826; AN-211943; AN-212130; AN-212151; AN-212653; AN-212673; AN-212709; AN-212833; AN-212961; AN-212977; AN-213095; AN-213422; AN-213450; AN-213490; AN-213752; AN-213827; AN-214094; AN-214153; AN-214214; AN-214234; AN-214253; AN-214255; AN-214343; AN-214355; AN-214401; AN-214427; AN-214528; AN-214642; AN-214691; AN-214772; AN-214793; AN-214924; AN-215017; AN-215080; AN-215212; AN-215312; AN-215377; AN-215402; AN-215545; AN-215905; AN-215963; AN-216447; AN-216676; AN-216880; AN-216999; AN-217245; AN-218450; AN-218899; AN-219487; AN-219677

Important notices for Analytics administrators

Notice	Date Added or Updated	Description
Migration to unified product domain	Effective date: May 28, 2020	<p>The migration to a unified product domain for Adobe Analytics, which began in January 2020, completed on May 28, 2020. While Adobe Analytics works to remove all <code>omniture.com</code> domain references from its architecture, it is important to allow <code>omniture.com</code> as a third-party cookie. When the full architecture migration is (soon) completed, we will notify you via the release notes and this allowlist step will no longer be needed. Here is a full list of recommended IP addresses and domains that you should allow.</p> <p>If your organization blocks third-party cookies, please reach out to Customer Care to regain your access to Adobe Analytics.</p>
New Adobe Analytics default landing page	Effective Date: June 18, 2020	<p>On June 18, 2020, the default landing page for Adobe Analytics will change from Reports to Workspace. This change will occur for any users who have not previously set a custom landing page.</p>

Notice	Date Added or Updated	Description
Change to how Entries/Exits are calculated in Workspace	April 7, 2020	In Analysis Workspace, as of March 2020, we have changed how the <i>None</i> value interacts with Entries/Exits. Because you can now turn <i>Nones</i> on and off in Analysis Workspace, we apply the <i>None</i> value after the entry or exit, whereas (for eVars) it used to be applied before entry or exit. For example, assume that the first hit of a visit has no value for eVars, but the second hit does. In Reports & Analytics the first hit will show as <i>Unspecified</i> for the Entry, but in Analysis Workspace it will show up as the value on the second hit.
EOL of Conversion Level setting	March 3, 2020	The non-functioning <u>Conversion Level</u> setting in Admin Tools > Report Suites > General Account Settings will be removed from the interface on March 12, 2020.
EOL of Dashboard Archive	March 27, 2020	The View Archive setting under Manage Dashboards in Reports & Analytics will no longer be available as of October, 2020.

Notice	Date Added or Updated	Description
End of Support for TLS 1.1	October 3, 2019	By March 31, 2020, Adobe Analytics will remove support for TLS 1.1. This change is part of our ongoing efforts to maintain the highest security standards and promote the safety of customer data.

Notice	Date Added or Updated	Description
New Adobe Analytics domain	Dec. 18, 2019	<p>On January 16, 2020, Adobe Analytics began moving to a new domain - https://experience.a...</p> <p>Note: This change applies to all users accessing Analytics with their Adobe ID or Enterprise ID.</p> <ul style="list-style-type: none">• The domain change may cause cookie issues when loading Analytics in Safari. Deselecting <i>Prevent cross-site tracking</i> in the Safari Privacy Preferences enables cookies across domains (and all cross-site experiences), and allows Analytics to function on this new Adobe Experience Cloud domain. You can use other browsers without issue because this affects only Safari users.• The domain change may cause Activity Map to stop working for some customers <u>in specific cases</u>.

Notice	Date Added or Updated	Description
End of Life - Analytics Legacy APIs	January 9, 2020	<p>In November 2020, the following Analytics Legacy API services will reach their end-of-life and will be shutdown. Current integrations built using these services will stop working.</p> <ul style="list-style-type: none">• 1.3 Analytics APIs• 1.4 SOAP Analytics APIs• Legacy OAuth Authentication (OAuth and JWT) <p>We have provided a Legacy API EOL FAQ to help answer your questions and provide guidance on how to proceed. API integrations that employ these services can migrate to the 1.4 Analytics REST APIs or the 2.0 Analytics APIs. Legacy OAuth accounts can migrate to an Adobe Developer Analytics integration account, which can be used to access both the 1.4 Analytics APIs and 2.0 Analytics APIs.</p>

Notice	Date Added or Updated	Description
San Jose FTP Broker Ending for London and Singapore	July 2020	<p>For customers in London and Singapore, we will no longer support brokering of data between London or Singapore and the San Jose data center</p> <p>ftp.omniture.com.</p> <ul style="list-style-type: none"> • For London, use ftp3.omniture.com • For Singapore, use ftp4.omniture.com
EOL of Ad Hoc Analysis	Aug 6, 2018	<p>Adobe announced the intention to end-of-life Ad Hoc Analysis. An end-of-life date will be shared once available. For more information, visit Discover Workspace.</p>

AppMeasurement

See [AppMeasurement for Javascript release notes](#). Version 2.20.0 was released on March 5, 2020.

New Analytics tutorials

Content	Description
Training Tutorial Template in Analysis Workspace	The Analysis Workspace Training Tutorial walks you through common terminology and steps for building your first project in Workspace.
Adding Prior Month and Year Comparisons to Trends	Learn how to apply custom date ranges to create monthly and yearly trend comparisons for any metric in Analysis Workspace.
Dark Mode Extension for Analysis Workspace	Enable the Dark Reader Chrome extension to turn Analysis Workspace dark.
Color Eyedropper Extension for Defining Custom Palettes	Learn how to use the ColorPick EyeDropper Chrome extension to easily find the hex values you need for a custom color palette in your Workspace projects.

Analytics help resources

- [Adobe Analytics Tutorials](#)
- [Adobe Analytics Product Documentation](#)

Audience Manager

New features, fixes, documentation and tutorials in Audience Manager.

User interface updates

Audience Manager is releasing updates to the domain and header bar to improve your experience and unify with other Experience Cloud applications.

- Easier switching between your organizations or to a different application.

- Improved user help, including featured articles and context-relevant videos in the Help menu.
- Ability to give feedback about the Experience Platform and file support tickets.
- A new easier URL pattern. Update your bookmarks to the new url: `experience.adobe.com/audience-manager`.

These updates are available only to users logging in using Adobe ID. To switch to an Adobe ID login, see [Manage Experience Cloud users and products](#).

New features and fixes in Adobe Audience Manager

Feature	Description
<p><u>Bulk Management Tools (BAAAM)</u></p>	<p>We uploaded a new bulk management tools worksheet that:</p> <ul style="list-style-type: none"> • Allows you to list the sub-folders in your trait hierarchy (AAM-51528) • Retrieves metrics when prompted for traits associated to CRM IDs (cross-device IDs) (AAM-52135) • Fixes a language encoding issue for Korean characters (AAM-AAM-54006)

Fixes

- Fixed an issue where trend reports were timing out for folders with large numbers of traits. (AAM-54457)
- Fixed an issue where customers were not able to see the Expression builder in the trait creation/edit workflow. (AAM-54255)
- Fixed an issue where error messages in the UI would be displayed for only a short time, disappearing before customers had the chance to read them. This occurred for example when trying to delete a segment that was mapped to a destination. (AAM-54031)

- Fixed an issue where customers that are not using the Audience Marketplace anymore were receiving monthly invoicing emails. (AAM-54602)
- Fixed an issue where customers clicking on certain traits from other locations in the UI would see broken links instead of the traits. (AAM-54768)
- Fixed an issue where, in edit trait expression mode, pressing ENTER would refresh the page and the trait expression would be lost. (AAM-54210)
- Multiple accessibility improvements across the interface. (AAM-47781, AAM-49075, AAM-49360, AAM-49361, AAM-49376, AAM-50432, AAM-52550, AAM-54660).

New Audience Manager tutorials

Content	Description
<u>Understanding Basic Terms and Concepts in Audience Manager</u>	This video covers some of the basic terms and concepts that get you started in Audience Manager, including signals, traits, segments, etc.
<u>Understanding the Data Flow in Audience Manager</u>	This video helps you to understand Adobe Audience Manager by describing the data flow into, through, and out of the application.
<u>Audience Manager - Overview of a DMP</u>	Understand the key challenges with cross-channel personalization and how Adobe Audience Manager powers the customer journey. Also learn which data types can be on-boarded in Audience Manager and identify the ad-tech eco-system partners integrated with Audience Manager.
<u>Audience Manager Use Cases</u>	In this video we identify four common Audience Manager use cases, and describe the best practices associated with them.

Content	Description
<u>Understanding Cross-Device Metrics in Audience Manager</u>	In this video we discuss the difference between device profiles and cross-device profiles, and show where the numbers in the UI match up with these different profile types.
<u>Understanding Predictive Audiences in Audience Manager</u>	In this video, we discuss what Audience Manager Predictive Audiences are, present details about how they work, and point out use cases.
<u>Configure and Report on Predictive Audiences in Audience Manager</u>	In this video we walk through Predictive Audiences configuration in the Audience Manager interface. We also see the reports that show the results of the model.

Experience Manager

New features, fixes, and updates in Adobe Experience Manager (AEM). Adobe recommends customers with on-premise deployments to deploy the latest patches to ensure higher stability, security, and performance.

Product Updates

- **AEM as a Cloud Service**
 - Improvements and fixes in asset processing. Asset reprocessing dialog box gives user more control, allows for selecting a specific processing profile, and whether post-processing workflow should be triggered.
 - Dynamic Media asset ingestion performance improvements.

Self-Help

- **Automated Forms Conversion Service - release AFC-2020.03.1**

A new option is available when you install the latest connector:

Auto-detect logical sections: you can use the Auto-detect logical sections option to drop page-level panels (page number-based panels) and create only logical panels. It also clubs the fields that do not belong to any section with preceding logical sections and fields of a logical section that is spread across two adjacent pages into a single logical section. For example, if some fields of a logical section are at the end of page one, and some are in the start of page two, all such fields are clubbed into a single logical section.

- **Unsupported image formats in Dynamic Media**

Information about the subtypes of raster image file formats that are not supported in Dynamic Media.

See [Unsupported raster image formats in Dynamic Media](#).

- **Content fragments**

Information about [Content Fragments Support in AEM Assets HTTP API](#), together with [Customizing and Extending Content Fragments](#), and [Content Fragments Configuring Components for Rendering](#).

- **AEM Experience League Community**

Connect with the [AEM Experience League Community](#): Ask questions to fellow learners and AEM experts, browse threads, and share your tips and expertise!

New Experience Manager tutorials

Content	Description
Set up local AEM Runtime	Adobe Experience Manager (AEM) can be run locally using the AEM as a Cloud Service SDK's Quickstart Jar. This allows developers to deploy to, and test custom code, configuration, and content prior to committing it to source control, and deploying it to a AEM as a Cloud Service environment.
Getting started with AEM Assets	An introduction video about getting started with AEM Assets for business users.

Content	Description
Metadata folder schemas	Metadata folder schemas allow users to manage and review metadata associated with asset folders themselves, rather than directly on assets.
Tagging	Tags are an integral tool for managing assets across assets' folder hierarchy. Establishing a tagging taxonomy is critical in allowing users to discover and organize assets in AEM.
Metadata profiles	Metadata profiles allow for the automatic application of default metadata to assets within asset folders. This helps reduce the burden of metadata management on AEM users and increases metadata consistency.
Metadata schemas	Metadata schemas define the interface that exposes asset metadata in AEM. This video explores the combination of approaches used to apply assets.

Additional resources

- [AEM as a Cloud Service release notes](#)
- [AEM as a Cloud Service documentation](#)
- [AEM 6.5 Learn & Support Home](#)
- [AEM 6.4 Learn & Support Home](#)
- [AEM 6.3 Learn & Support Home](#)
- [AEM 6.2 Learn & Support Home](#)
- [Cloud Manager User Guide](#)
- [AEM Cloud Manager release notes](#)

- [Older Versions of AEM Documentation](#)
- [Dynamic Media Classic Help Home](#)
- [Dynamic Media release notes](#)
- [Livefyre release notes](#)

Campaign

Adobe Campaign provides an intuitive, automated way to deliver one-to-one messages across online and offline marketing channels. You can now anticipate what your clients want using experiences determined by their habits and preferences.

Campaign Standard

- [Adobe Campaign Standard 20.3 release](#)

Campaign Classic

- [Adobe Campaign Classic 20.1.3](#)
- [Adobe Campaign Classic 19.1.4](#)

Campaign Control Panel

Feature	Description
GPG keys management	Install and/or generate GPG keys on a marketing instance, in order to encrypt data sent from Campaign and to decrypt incoming data.
Certificate management for CNAME subdomains	Control Panel now allows you to renew the SSL certificates of your subdomains that have been delegated with the CNAME method.

New Campaign tutorials

- New Campaign Standard tutorials

Content	Description
<u>Control Panel - Google TXT record management</u>	Learn how to add Google TXT site verification records to all your subdomains used to send emails to GMAIL addresses with Campaign Control Panel.
<u>Configure and run a workflow with the External API activity</u>	Learn how to call an external REST API endpoint using the External API activity.
<u>Getting Started with Push Notifications for Android-Tutorial</u>	This tutorial explains the steps needed to set up push notifications with Campaign Standard and Android App.

- New Campaign Classic tutorials

Content	Description
<u>Big data management on Snowflake</u>	Understand how to leverage the Snowflake connector in Adobe Campaign Classic.
<u>Control Panel - Google TXT record management</u>	Learn how to add Google TXT site verification records to all your subdomains used to send emails to GMAIL addresses with Campaign Control Panel.

Campaign help resources

- Adobe Campaign Standard: [Help Center](#) - [Release Notes](#) - [How-to videos](#) - [Release Planning](#) - [Latest documentation updates](#)

- Adobe Campaign Classic: [Help Center](#) - [Release Notes](#) - [How-to videos](#)- [Latest documentation updates](#)
- Adobe Campaign Control Panel: [Documentation](#) - [Release Notes](#)

Advertising Cloud

- [New features in Advertising Cloud DSP](#)
- [New features in Advertising Cloud Search](#)

New features in Advertising Cloud DSP

Feature	Description
Campaigns Classic and Campaigns Beta	The IAS measurement settings for fraud and brand safety, which you can optionally configure for each campaign, now include options to measure on VAST and VPAID inventory.
Campaigns Beta	Data visualizations and page load times were improved.
	On all pages, you can now download Excel reports that are based on the current filters and views.
	(In May 22 release) New metrics include All-time metrics, Current Interval Delivery, Date Specific OTS.
blocks	The forecasting system now automatically uses the advertiser- or account-level block. Users no longer need to paste the block into placement settings.

Feature	Description
Inventory Deals	(Closed Beta) A new, simplified form allows you to quickly set up, edit, and troubleshoot supply side platform (SSPs) deals that aren't available in the Deal ID Inbox.
	When you accept a package of programmatic guaranteed deals in the Deal ID Inbox, you now are alerted that you need to create a default placement for each of the deal IDs.

New features in Advertising Cloud Search

Feature	Description
Campaigns	<p>(Google Ads accounts; beta service)</p> <p>Beginning in late May, Advertising Cloud Search will be able to synchronize data for your Google Gmail display campaigns and your Google Smart Shopping campaigns with Google conversions for tracking and reporting. The service will also allow you to edit the campaign settings and ad group settings for your existing campaigns from the Campaigns and Ad Groups views. The service will be optional. Once the service is generally available, an additional fee will apply.</p> <p>For more information about the service, including the beta program and the future scope, contact your Adobe account manager.</p>

For Magento release notes, see:

- [Magento Commerce 2.3.4](#)
- [Magento Open Source 2.3.4](#)

Marketo

Marketo Engage is a complete applications for lead management and B2B marketers looking to transform customer experiences by engaging across every stage of complex buying journeys.

Core Marketo Engage updates

See Marketo [release notes](#) for the latest release information.

Upcoming features

The following features are releasing throughout the quarter:

Feature	Description
Bizible	<ul style="list-style-type: none"> • New account-based segmentation • Save dashboard-specific filters • Export Bizible dashboards as PDFs
Sales Connect	Compose Window and Command Center updates/enhancements

Announcements

Marketo Engage Success Center: Launching in February 2020. The Success Center is an in-product help center that enables you to search Product Docs and the Community, launch how-to guides, access adoption content, and more. Note: This feature will be launched as a beta in ANZ and will roll out to North America later in the quarter.

Deprecations

- **Asset API “_method” Parameter:** After September 2020, Asset API Endpoints will no longer accept _method to pass Query Parameters in a POST body to bypass URI length limitations.
- **Internet Explorer Support Deprecation:** Beginning with the July release on July 31, 2020, the Marketo Engage user interface will no longer be supported on Internet Explorer.

For cumulative and historical release notes, see [Marketo release notes](#).

[Previous page](#)

[Next page](#)


Adobe Experience Cloud Release Notes - June 2020

Last update: June 1, 2020

TOPICS: Release Notes

Bookmark

Copy link



This page describes new features, fixes, and important notices in Adobe Experience Cloud. It also highlights new documentation, training courses, and video tutorials to help you get the most out of Experience Cloud.

NOTE

Subscribe to the [Adobe Priority Product Update](#) to be notified via email about upcoming releases.

Release date: June 18, 2020

Product release dates may vary. Check back frequently for updates.

Latest update: June 18, 2020

- [Adobe System Status](#)
- [Experience Cloud interface](#)
- [Experience Platform](#)

- [Journey Orchestration](#)
- [Analytics](#) (and [Customer Journey Analytics](#))
- [Audience Manager](#)
- [Experience Manager](#)
- [Campaign](#)
- [Advertising Cloud](#)
- [Target](#)
- [Magento](#)
- [Marketo Engage](#)
- [Primetime](#) (links to Primetime's help page)

Need help? Visit [Experience League](#) to find product and technical documentation, Adobe-curated courses, video tutorials, quick answers, community insight, and instructor-led training.

Adobe System Status

Adobe System Status provides detailed information, status updates, and email notifications about Adobe cloud products and services outage, disruption, and maintenance events. Check it out at status.adobe.com.

Released: **May 21, 2020**

What's new

- Using your Adobe ID, you can subscribe to event notifications with more granularity, down to the product offering and add-on level. To help you setup your subscription faster, the self-subscription process now recommends a selection of products and offerings based on your product entitlements. This should reduce the number of emails you receive, and deliver more relevant notifications in your inbox. Get started at status.adobe.com/subscriptions.

New features and enhancements available today

Feature	Description
Improved subscription and notification user experience	<ul style="list-style-type: none"> • Marketo Engage regional locations are now filtered based on the list of product offerings selected. • Marketo Engage email notifications are relevant to the user's region, location, and environment preferences.
Event subscription confirmation	<ul style="list-style-type: none"> • You can now get an email confirmation when subscribing to on-going single event updates.
Global navigation usability enhancements	<ul style="list-style-type: none"> • Consistent user experience with Adobe . com at the top level navigation menu.

Experience Cloud interface

General updates to Experience Cloud interface.

Unified product domain

Adobe has been updating the domain and interface header to unify and improve your experience across all Experience Cloud applications. These enhancements are designed to simplify your experience in small but important ways. These enhancements do not change your current workflows.

Updates include:

- New application URLs: `experience.adobe.com/<application name>`:

- All products will eventually adopt this URL pattern. Look for new URLs to become effective throughout the month.
- (Safari only) The domain change may cause cookie issues in Safari. Deselecting *Prevent cross-site tracking* in the Safari Privacy Preferences enables cookies across domains (and all cross-site experiences), and allows Experience Cloud to function on this new domain.
- Easier switching between your organizations or to a different application.
- Improved product help: Experience League is integrated into the product so that a help search also includes results from community forums and video content. This change simplifies access to more content and helps you get the most out of Experience Cloud. Additionally, select **Help > Feedback** to report issues or share your ideas with Adobe.

The following apps use the new `experience.adobe.com` domain:

App or Service	Domain
Experience Cloud home page	<code>experience.adobe.com/home</code>
Adobe Target	<code>experience.adobe.com/target</code>
Adobe Audience Manager	<code>experience.adobe.com/audience-manager</code>
Adobe Launch	<code>experience.adobe.com/launch</code>
Adobe Experience Platform	<code>experience.adobe.com/platform</code>
Journey Management	<code>experience.adobe.com/journeys</code>
Adobe Analytics	<code>experience.adobe.com/analytics</code>
Customer Journey Analytics	<code>experience.adobe.com/platform/ana...</code>
Adobe Campaign Control Panel	<code>experience.adobe.com/controlpanel</code>
Cloud Manager	<code>experience.adobe.com/cloud-manager</code>
Places Service	<code>experience.adobe.com/places</code>
Software Distribution	<code>experience.adobe.com/downloads</code>

App or Service	Domain
Admin Tool (beta)	experience.adobe.com/admin

NOTE

Board & Collections, a legacy filter in Marketing Cloud Assets selector, is being decommissioned.

Adobe Experience Platform

Release notes for the Experience Platform and application services, including Experience Platform Launch, Offers, People, Places, Mobile Services, and security bulletins.

Release date: **June 10, 2020**

Adobe Experience Platform includes the following new features:

- **Data Science Workspace:** The JupyterLab Launcher now includes a Python notebook starter for Real-time Machine Learning (Alpha).
- **Segmentation:** An Anniversary date field for date functions has been added, allowing users to evaluate dates without the year.
- **Sources:** New source connectors for Apache HDFS and Couchbase.

For more information about these features, see [Experience Platform release notes](#).

Additional Experience Platform release information

- [Experience Platform Launch release notes](#)
- [Security bulletins and advisories](#) (All Adobe products)

New Experience Platform courses and tutorials

Content	Content Type	Description
<p><u>Introduction to Adobe Experience Platform</u></p>	<p>Course</p>	<p>Learn how Adobe Experience Platform helps you deliver the right experience by transforming your data into robust real-time customer profiles and AI-driven insights that you can activate in every channel. This introductory-level course gives you an overview of Experience Platform's capabilities, use cases, relationship with Adobe Experience Cloud, basic architecture, interface, and project roles.</p>
<p><u>Introduction to Web SDK and Edge Network</u></p>	<p>Video tutorial</p>	<p>An overview of Adobe Experience Platform SDK and Edge Network. Experience Platform Web SDK is a client-side JavaScript library that allows customers to use one JavaScript library, one beacon type, one data stream, one and server-side destination to send data to all Adobe applications and to third-party destinations.</p>

Content	Content Type	Description
<u>Demo of Web SDK and Edge Network</u>	Video tutorial	Watch the Adobe Experience Platform Web SDK and Edge Network in action, with a single call to Adobe sending data to Experience Platform, Analytics, Audience Manager and Target.
<u>Demo of Real-time Customer Data Platform</u>	Video tutorial	Learn how Real-time CDP is used to collect data from multiple sources. You can merge that data into a single real-time customer profile, and activate that data to create personalized customer experiences.

Journey Orchestration

Using Adobe Experience Platform, orchestrate individual customer journeys at scale across experience channels by intelligently anticipating every individual's needs in real time, wherever their journey takes them.

Latest release

For the latest release updates, see [Journey Orchestration release notes](#)

New Journey Orchestration courses and tutorials

Content	Content Type	Description
<u>Getting Started with Journey Orchestration for Administrators</u>	Course	Learn how to configure and use Journey Orchestration. This course covers the key concepts, and the configuration steps required to enable the orchestration of a journey. Learn how to create, publish, and how to report and analyze your orchestrated journeys.
<u>Getting started with Journey Orchestration for business users</u>	Course	Learn how to configure and use Journey Orchestration. This course covers the key concepts. You will learn how to create, publish, report on and analyze your orchestrated Journeys.

Additional resources for Journey Orchestration

[Documentation](#) - [Release Notes](#) - [How-to videos](#)



Adobe Analytics

Release date: June 18, 2020

- [New features in Adobe Analytics](#)
- [New features in Customer Journey Analytics](#)
- [New features in Media Analytics](#)
- [Fixes in Adobe Analytics](#)
- [Important notices for Analytics administrators](#)

- [New Adobe Analytics courses and tutorials](#)
- [AppMeasurement](#)

New features in Adobe Analytics

Feature	<u>General Availability-</u> Target Date	Description
Attribution IQ: Algorithmic Attribution	June 18, 2020	The Algorithmic Attribution model in Analysis Workspace uses statistical techniques to dynamically determine the optimal allocation of credit for the selected metric. Available to Adobe Analytics Ultimate customers.
Attribution IQ: Custom look-back windows	June 18, 2020	You can now configure any attribution model in Attribution IQ to include touch-points from up to 90 days before the reporting time period. This will typically increase the attribution accuracy for events that happen early in the reporting period by accounting for interactions that occurred in the prior month(s). Available to Adobe Analytics Foundation, Select, Prime, Premium, Premium Attribution, Premium Complete, and Ultimate customers.

Feature	<u>General Availability-</u> Target Date	Description
Project roles for shared Workspace projects	June 18, 2020	When sharing a Workspace project, you can now place recipients in one of three project roles, depending on the project experience you want them to have: Edit, Duplicate and View. Learn more...
View-only Workspace projects	June 18, 2020	Workspace projects can be shared to users as “Can view” only. When a View recipient opens the shared project, they receive a more restrictive project experience, with no left rail and limited interactions. Learn more...
Ability to co-edit Workspace projects	June 18, 2020	Recipients added to the “Can edit” role can save over a project that has been shared to them. This extends to both admins and non-admins. Learn more...
Updated Blank panel in Workspace	June 18, 2020	The blank panel in Workspace now includes panels and visualizations, giving you a more seamless way to pick the analysis workflow that works best for you.

Feature	<u>General Availability-</u> Target Date	Description
First-party domains available in China RDC	June 18, 2020	Enables customers with a .cn domain to request a 1st-party domain for use inside of Mainland China. (Documentation available with the purchase of "China Performance Optimization" SKU.)
Quick Insights panel in Workspace	June 25, 2020	Quick Insights provides guidance for non-analysts and new users of Analysis Workspace to learn how to answer business questions quickly and easily. Learn more...
Analytics for Target panel in Workspace	June 25, 2020	The Analytics for Target (A4T) panel lets you analyze your Adobe Target activities and experiences, with lift and confidence, in Analysis Workspace. Learn more...
About Workspace page	June 18,2020	The About Workspace page provides information about your Analysis Workspace environment, about your Adobe Analytics administrators (if you need support), and a way to provide in-product feedback. It can be found under Workspace > Help > About Workspace.

New features in Customer Journey Analytics

Feature	<u>General Availability</u> - Target Date	Description
Support for Object arrays	June 18, 2020	CJA customers can now report on dimensions and metrics that appear in Object arrays within their Adobe Experience Platform dataset schemas. Learn more...
Attribution IQ: Algorithmic Attribution	June 18, 2020	The Algorithmic Attribution model in Analysis Workspace uses statistical techniques to dynamically determine the optimal allocation of credit for the selected metric. Available to Adobe Analytics Ultimate customers. Learn more...
Attribution IQ: Custom lookback windows	June 18, 2020	You can now configure any attribution model in Attribution IQ to include touch-points from up to 90 days before the reporting time period. This will typically increase the attribution accuracy for events that happen early in the reporting period by accounting for interactions that occurred in the prior month(s). Learn more...

Feature	General Availability- Target Date	Description
Support for Anomaly Detection	June 18, 2020	Anomaly Detection provides a statistical method to determine how a given metric has changed in relation to previous data. Learn more...
Project roles for shared Workspace projects	June 18, 2020	When sharing a Workspace project, you can now place recipients in one of three project roles, depending on the project experience you want them to have: Edit, Duplicate and View. Learn more...
View-only Workspace projects	June 18, 2020	Workspace projects can be shared to users as <i>Can View</i> only. When a View recipient opens the shared project, they receive a more restrictive project experience with no left rail and limited interactions. Learn more...
Ability to co-edit Workspace projects	June 18, 2020	Recipients added to the <i>Can Edit</i> role can save over a project that has been shared to them. Learn more...

Feature	<u>General Availability-</u> Target Date	Description
Quick Insights panel in Workspace	June 25, 2020	Quick Insights provides guidance for non-analysts and new users of Analysis Workspace to learn how to answer business questions quickly and easily. Learn more...
About Workspace page	June 18,2020	The About Workspace page provides information about your Analysis Workspace environment, about your Adobe Analytics administrators (if you need support), and a way to provide in-product feedback. It can be found under Workspace > Help > About Workspace.

New features in Media Analytics

Date updated: June 18, 2020

Feature	<u>General Availability</u> - Target Date	Description
<u>Supported devices and platforms</u>	June 18, 2020	<p>The Media Launch Extension w/ AEP SDK now supports the following OTT devices:</p> <ul style="list-style-type: none"> • Apple TV (tvOS) • Fire TV (Fire OS) • Android TV

Fixes in Adobe Analytics

- Fixed an issue that caused segments with multi-byte searches for certain report suites to match nothing. They will now match the correct strings. (AN-220043)
- Fixed an issue with the Item Filter in Reports & Analytics not working. (AN-206132)
- Fixed slow response time in Scheduled Projects interface. (AN-214837)
- Fixed an issue with the Analytics Reporting API 2.0 throwing a date range error. (AN-215087)
- Fixed a case in which the instance/visit/visitor wasn't being counted in the denominator for the Time Spent metrics. This would happen when a hit with no value for the dimension (e.g. Pagename) followed in the same second. (AN-211074)
- Fixed an issue with users unable to access Workspace projects shared with them. (AN-217561)
- Fixed issue with keys not being classified by Classification Rule Builder. (AN-221538)
- Fixed an issue with the Server Call Usage not reporting any usage data. (AN-210452)
- Fixed issues with published Adobe Analytics segments missing data in Audience Manager. (AN-220208, AN-220659)
- Fixed an issue with reports showing data but Data Feeds logs saying "No Data Warehouse data". (AN-220784, AN-220858)

- Fixed issues that prevented the launch of Ad Hoc Analysis from the `experiencecloud.com` domain. (AN-219680, AN-221629)
- Fixed issues with using the “Ctrl (or Command) + C” hotkey. (AN-221101, AN-221537)
- Fixed an issue with the Activity Map enablement page. (AN-222029, AN-221242)
- Fixed an issue with not being able to add a touch-point in the middle of a Fallout visualization. (AN-221648)

Additional Adobe Analytics fixes

AN-218269; AN-218455; AN-218492; AN-219888; AN-220447; AN-220546; AN-220788; AN-220866;
AN-221165; AN-221545; AN-221712; AN-221832; AN-221853; AN-222000; AN-222505; AN-222559

Important notices for Analytics administrators

Notice	Date Added or Updated	Description
Migration to unified product domain	Effective date: May 28, 2020	<p>The migration to a unified product domain for Adobe Analytics, which began in January 2020, completed on May 28, 2020. While Adobe Analytics works to remove all <code>omniture.com</code> domain references from its architecture, it is important to allowlist <code>omniture.com</code> as a third-party cookie. When the full architecture migration is (soon) completed, we will notify you via the release notes and this allowlist step will no longer be needed. Here is a full list of recommended IP addresses and domains that you should allowlist. If your organization blocks third-party cookies, please reach out to Customer Care to regain your access to Adobe Analytics.</p>
New Adobe Analytics default landing page	Effective Date: June 18, 2020	<p>On June 18, 2020, the default landing page for Adobe Analytics will change from Reports to Workspace. This change will occur for any users who have not previously set a custom landing page.</p>

Notice	Date Added or Updated	Description
Change to how Entries/Exits are calculated in Workspace	April 7, 2020	In Analysis Workspace, as of March 2020, we have changed how the <i>None</i> value interacts with Entries/Exits. Because you can now turn <i>Nones</i> on and off in Analysis Workspace, we apply the <i>None</i> value after the entry or exit, whereas (for eVars) it used to be applied before entry or exit. For example, assume that the first hit of a visit has no value for eVars, but the second hit does. In Reports & Analytics the first hit will show as <i>Unspecified</i> for the Entry, but in Analysis Workspace it will show up as the value on the second hit.
EOL of Dashboard Archive	March 27, 2020	The View Archive setting under Manage Dashboards in Reports & Analytics will no longer be available as of October, 2020.

Notice	Date Added or Updated	Description
End of Life - Analytics Legacy APIs	January 9, 2020	<p>In November 2020, the following Analytics Legacy API services will reach their end-of-life and will be shutdown. Current integrations built using these services will stop working.</p> <ul style="list-style-type: none">• 1.3 Analytics APIs• 1.4 SOAP Analytics APIs• Legacy OAuth Authentication (OAuth and JWT) <p>We have provided a Legacy API EOL FAQ to help answer your questions and provide guidance on how to proceed. API integrations that employ these services can migrate to the 1.4 Analytics REST APIs or the 2.0 Analytics APIs. Legacy OAuth accounts can migrate to an Adobe Developer Analytics integration account, which can be used to access both the 1.4 Analytics APIs and 2.0 Analytics APIs.</p>

Notice	Date Added or Updated	Description
San Jose FTP Broker Ending for London and Singapore	July 2020	<p>For customers in London and Singapore, we will no longer support brokering of data between London or Singapore and the San Jose data center</p> <p>ftp.omniture.com.</p> <ul style="list-style-type: none"> • For London, use ftp3.omniture.com • For Singapore, use ftp4.omniture.com
EOL of Ad Hoc Analysis	Aug 6, 2018	<p>Adobe announced the intention to end-of-life Ad Hoc Analysis. An end-of-life date will be shared once available. For more information, visit Discover Workspace.</p>

New Analytics courses and tutorials

New courses, tutorial videos, and articles in Analytics and Customer Journey Analytics.

Content	Content Type	Description
<u>Getting Started with Customer Journey Analytics for Users</u>	Course	In this course, you will learn how to use Customer Journey Analytics (CJA) to analyze data from many different data sources. You will learn about the differences between Adobe Analytics and Customer Journey Analytics, and how the data is handled in CJA. After taking this course, you should be able to create and customize cross channel visualizations for increased understanding of your customers.
<u>Getting Started with Customer Journey Analytics for Administrators</u>	Course	Learn how to configure and use Journey Orchestration. This course covers the key concepts and the configuration steps required to enable the orchestration of a Journey. You will learn how to create, publish and how to report and analyze your orchestrated Journeys.

Content	Content Type	Description
<u>Getting Started with Customer Journey Analytics for Data Engineers</u>	Course	In this course, you will learn about the data coming into Customer Journey Analytics and how it affects the reports for the analyst. This course builds upon your general knowledge of the Adobe Experience Platform.
<u>Getting Started with Customer Journey Analytics for Administrators</u>	Video tutorial	An introductory video to Customer Journey Analytics for Administrators.
<u>Guided Analytics Implementation</u>	Course	In this course, you learn how to get started implementing Adobe Analytics, understand Analytics concepts, create a plan, and implement Adobe Analytics using Experience Platform Launch.
<u>Adobe Analytics Fundamentals for Leaders</u>	Course	In this course, learn about the Analytics fundamentals and how Analysis Workspace can change your business. Learn how you can uncover insights with Adobe Sensei, hear customer testimonials, and watch highlights from industry experts at Summit 2019.

Content	Content Type	Description
Getting Started with Analysis Workspace	Course	Learn how to get started using Analysis Workspace. Build your first project, learn how to define date ranges, apply segments, and share and collaborate on projects.
Adobe Analytics dashboards Scorecard Builder	Video tutorial	In this video, learn how to create and share Scorecards in Analysis Workspace to be viewed on Adobe Analytics dashboards (mobile app).
Adobe Analytics dashboards In-App Experience	Video tutorial	In this video, learn how to use Adobe Analytics dashboards (mobile app) to access and view Scorecards created by or shared with you.

Analytics help resources

- [Adobe Analytics Tutorials](#)
- [Adobe Analytics Product Documentation](#)

Adobe Audience Manager

New features, fixes, documentation and tutorials in Audience Manager.

Updated June 10, 2020

User interface updates

Audience Manager is releasing updates to the domain and header bar to improve your experience and unify with other Experience Cloud applications.

- Easier switching between your organizations or to a different application.
- Improved user help, including featured articles and context-relevant videos in the Help menu.
- Ability to give feedback about Experience Platform and file support tickets.
- A new easier URL pattern. Update your bookmarks to the new url: `experience.adobe.com/audience-manager`.

These updates are available only to users logging in using Adobe ID. To switch to an Adobe ID login, see [Manage Experience Cloud users and products](#).

New features and fixes in Adobe Audience Manager

Feature	Description
Audience Manager Plug-in for IAB TCF v2.0	Continuing Adobe's focus on Privacy by Design, we are upgrading the Audience Manager Plug-in for IAB TCF to the IAB Transparency & Consent Framework (TCF) version 2.0, starting June 10th, 2020. Customers who have implemented the Audience Manager Plug-in for IAB TCF must upgrade to version 2.0 by August 15, 2020, in order to continue using the feature. After August 15th, 2020, version 1.1 will be deprecated and no longer supported.

Fixes

- Updated the Audience Marketplace Terms & Conditions to reflect legal requirements in specific geographies. (AAM-54518)
- Fixed an issue where accessing the Traits page from bookmarks would result in a 404 error. (AAM-54768)
- Fixed an issue where the Destination Update API would time out while retrieving Algorithmic Models. (AAM-54342)

- Users can now see a model classification accuracy indicator for Smart Personas. (AAM-54847)
- Fixed an issue where pressing Enter after adding a trait expression would remove the expression instead of saving it. (AAM-54210)
- Fixed an issue where calls to the GET method of the Traits API would fail for users who did not have the VIEW_MODELS permission. (AAM-53104)
- Fixed an issue where users could not delete Algorithmic Models that contained Folder Traits. (AAM-50192)
- Long trait expressions now wrap across multiple lines. (AAM-54972)
- Fixed an issue where users with read-only permissions could see the Create New button in the algorithmic models pages. (AAM-54889)
- Fixed an issue causing the General and Trend reports loading indicator to keep spinning after CSV download was finished. (AAM-54571)
- Fixed an issue where users could not add bulk traits to segments in the Segment Builder. (AAM-55033)
- Multiple accessibility improvements across the interface. (AAM-47269, AAM-48966, AAM-48976, AAM-49369, AAM-49023, AAM-49042).

New Audience Manager courses and tutorials

Content	Content Type	Description
<u>Introduction to Audience Manager</u>	Course	This course teaches you the basics of Audience Manager and the problems you can solve using it. Learn about common use cases and key Audience Manager terms and concepts.
<u>Introduction to Identity in Audience Manager</u>	Video tutorial	Learn how Adobe Audience Manager manages identity, including internal profiles and profile merging as well as ID syncing with partners.

Content	Content Type	Description
<u>Understanding and Configuring the LinkedIn People-Based Destination</u>	Course	This video walks you through the concepts and steps to create a People-Based Destination to LinkedIn. It builds on the additional videos and documentation regarding People-Based Destinations.
<u>Creating Rule-based Traits</u>	Video tutorial	Learn how to use the Trait Builder in the Audience Manager interface to create a rule-based trait, allowing you to capture real-time activity into Audience Manager profiles.
<u>Enabling the Audience Manager Plug-in for IAB TCF 2.0</u>	Video tutorial	Learn how to enabling the Audience Manager Plug-in for IAB TCF. Enabling this plug-in is easy if you are using Adobe Experience Platform Launch.
<u>Demo of the Audience Manager Plugin for IAB TCF 2.0</u>	Video tutorial	In this video, see how cookies and beacons from Experience Cloud ID Service and solutions are affected by the IAB user choice selections.

Adobe Experience Manager

New features, fixes, and updates in Adobe Experience Manager (AEM). Adobe recommends customers with on-premise deployments to deploy the latest patches to ensure higher stability,

security, and performance.

Product Updates

- **AEM 6.5.5.0**

AEM 6.5, Service Pack 5 (6.5.5.0 released June 04, 2020) is an important update that includes new features, key customer-requested enhancements, and performance, stability, security improvements, released since the general availability of AEM 6.5 in April 2019.

- [Release Notes](#)
- [AEM Forms release deliverables](#)

- **AEM 6.4.8.1**

AEM 6.4, Service Pack 8, Cumulative Fix Pack (6.4.8.1 released June 04, 2020) is an important update that includes several internal and customer fixes since the general availability of AEM 6.4, Service Pack 8 (6.4.8.0) in March 2020.

- [Release Notes](#)
- [AEM Forms release deliverables](#)

Self-Help

- **AEM as a Cloud Service**

What's new on AEM as a Cloud Service?

Highlights include:

- AEM Sites Commerce Integration Framework.
- Enhanced Smart Tags and new in UI guided training experience.
- Adobe Asset Link support for Adobe Xd.
- AEM Assets Dynamic Media 3D support.
- New Self Service improvements reduce dependencies on Adobe for sandbox operations.
 - Enhanced self-service sandbox support in Cloud Manager allows entitled users to delete all environments within a sandbox and receive credits.

- Auto-Hibernation sandbox environments automatically “hibernates” sandboxes after a period of inactivity. Customers can actively trigger “de-hibernation”.
- Transition tooling to support cloud acceleration

With the goal of reducing time and cost to transition from on-premise to Cloud Service, two transition tools were launched this month. These tools are designed to automate some of the key tasks during transition process and hence, reducing the overall effort. .

1. Using Content Transfer Tool (available on SD) streamlines the content transfer activity and makes it scalable. With a user-friendly UI, the tool is self-service for existing customers and partners (on-prem/AMS) that are transitioning to AEM as a Cloud Service.
2. AMS Dispatcher Converter (Open-source) tool to automate converting AMS Dispatcher configurations to Cloud Service Dispatcher configurations.

Release notes for AEM as a Cloud Service 2020.6.0

Transition tooling:

<https://github.com/adobe/aem-cloud-service-dispatcher-converter>

<https://experienceleague.adobe.com/docs/experience-manager-cloud-service/moving/cloud-migration/content-transfer-tool/using-content-transfer-tool.html>

- **Core Components**

Core Components 2.9.0 introduces integration with the Adobe Client Data Layer and a new Progress Bar Component and is now available along with authoring documentation and developer details and project download available on GitHub.

- **Moving to AEM as a Cloud Service**

Moving to AEM as a Cloud Service describes the recommended transition journey for an existing AEM customer moving to Cloud Service. The goal of this documentation is to provide customers with information, guidance and best practices to help them prepare for this transition and to make this journey structured and predictable.

One of the Cloud Transition Tools - Content Transfer Tool was released. Content Transfer Tool is developed by Adobe that can be used to move existing content over from a source AEM instance (on-premise or AMS) to the target AEM Cloud Service instance.

One of the Code Refactoring Tools - AEM Dispatcher Converter was released. AEM Dispatcher Converter is a tool for converting existing AEM Dispatcher configurations to AEM as a Cloud Service Dispatcher configurations and is available.

- **Accessibility and the WCAG 2.1 Guidelines**

Updates in relation to the WCAG 2.1 Guidelines:

- [Adobe Experience Manager as a Cloud Service and the Web Accessibility Guidelines](#)
- [A Quick Guide to WCAG 2.1](#)
- [Creating Accessible Content \(WCAG 2.1 Conformance\)](#)

Community

- **AEM Community Discussion**

Now you can look at all the AEM announcements and interesting references to internal and external bloggers in one place. See the AEM Community's [Discussion section](#).

New Experience Manager courses and tutorials

Content	Content Type	Description
Getting Started with Adobe Asset Link for Business Users	Course	In this course, learn how to use Adobe Asset Link's features and capabilities to fuel your creative design with content stored in Adobe Experience Manager Assets. The course covers everything from how to launch adobe asset link, basic asset operations, search and browse options, and how to efficiently collaborate with other users.

Content	Content Type	Description
<u>Getting Started with AEM Assets for Business Users</u>	Course	Learn how to get started with AEM Assets for business users. Explore the basics of AEM Assets, collaboration features, searching, organizing assets, and downloading assets and their renditions.
<u>Getting started with AEM Sites for business users</u>	Course	Learn how to use AEM Sites' core features and capabilities to manage your organization's webpages. The course covers everything from an introduction to AEM Sites, basic concepts of authoring, advanced authoring features, and page management capabilities.
<u>AEM Project Structure</u>	Article	Describes the changes required to Adobe Experience Manager Maven projects so that they are AEM Cloud Service compatible.
<u>Smart Tag Setup</u>	Video tutorial	Step-by-step instructions to integrate Adobe Experience Manager (AEM) with the Smart Content Service using Adobe I/O.

Content	Content Type	Description
<u>Batch generation of documents</u>	Article	Learn about using the Batch API to produce multiple interactive communications from a template.
<u>Creating Print channel document in AEM Forms</u>	Article	Learn the steps needed to create an interactive communication for the print channel.
<u>Access Adobe Asset Link</u>	Video tutorial	Learn about accessing content stored in Adobe Experience Manager Assets (AEM Assets), without leaving the Creative Cloud desktop apps you are most familiar with.
<u>Asset Link Panel Overview</u>	Video tutorial	Adobe Asset Link provides creative users with the ability to browse, search, check out, and check in assets stored in AEM Assets using the in-app panel in InDesign, Photoshop, and Illustrator. Get introduced to Adobe Asset Link panel's UI and its capabilities.
<u>Asset Search</u>	Video tutorial	Creative users can search for assets stored in AEM Assets using keywords, or perform a search under a specific location.

Content	Content Type	Description
<u>File Versioning and Comments</u>	Video tutorial	Using the Adobe Asset Link panel, you can access file details for assets in AEM Assets, such as thumbnail, basic metadata, and versions from within the panel.
<u>Check-In Check-Out</u>	Video tutorial	Adobe Asset lets you check out AEM Assets directly from the creative app you are working on, and can immediately begin making edits.
<u>For Placement Only Rendition for AEM Assets</u>	Video tutorial	Explore how to create and use a For Placement Only (FPO) rendition for AEM assets.
<u>Place Copy</u>	Video tutorial	Learn how to use assets from AEM Assets using the Place Copy operation.
<u>Download and Upload</u>	Video tutorial	Learn how to download and upload asset files from and to AEM Assets using the Asset Link panel.
<u>Files and Collections</u>	Video tutorial	Learn how to quickly and easily access AEM Assets Files and Collections from within the Asset Link panel.
<u>Download</u>	Video tutorial	Learn how to download assets and their renditions to your local machine for use and sharing.

Additional resources

- [AEM as a Cloud Service](#)
- [AEM 6.5 Learn & Support Home](#)
- [AEM 6.4 Learn & Support Home](#)
- [AEM 6.3 Learn & Support Home](#)
- [AEM 6.2 Learn & Support Home](#)
- [Cloud Manager User Guide](#)
- [Older Versions of AEM Documentation](#)
- [Dynamic Media Classic Help Home](#)
- [Dynamic Media release notes](#)
- [Livefyre release notes](#)

Adobe Campaign

Adobe Campaign provides an intuitive, automated way to deliver one-to-one messages across online and offline marketing channels. You can now anticipate what your clients want using experiences determined by their habits and preferences.

New product releases

[Adobe Campaign Classic 20.2 release](#) includes:

- *Support of Emoticon – Azure Synapse FDA Connector – New privacy regulations*
- Campaign Control Panel: [Active profile monitoring](#)

New Campaign courses and tutorials

Content	Content Type	Description
Getting Started with Adobe Campaign Standard for Business Users	Course	Learn how to navigate the interface, work with deliveries, and create and manage recipient data.
Install and setup the Adobe Campaign Client	Video	Learn how to download and install the Adobe Campaign Client console, create and manage your connections to multiple environments, and verify access to the Adobe Campaign Client console

Help resources

- Adobe Campaign Standard: [Help Center](#) - [Release Notes](#) - [How-to videos](#) - [Release Planning](#) - [Latest documentation updates](#)
- Adobe Campaign Classic: [Help Center](#) - [Release Notes](#) - [How-to videos](#)- [Latest documentation updates](#)
- Adobe Campaign Control Panel: [Documentation](#) - [Release Notes](#) - [How-to-videos](#) for [Campaign Standard](#) / [Campaign Classic](#)

Advertising Cloud

Updated June 3, 2020

- [New features in Advertising Cloud DSP](#)
- [New features in Advertising Cloud Search](#)

New features in Advertising Cloud DSP

Updated June 23, 2020

Feature	Description
Domain Migration	(June 22 release) The Advertising Cloud DSP has migrated from https://www.tubemogul.com to https://advertising.adobe.com .
Adobe Analytics integration	(June 18 release) DSP can now optionally suppress the AMO Cost metric from the data it sends to Analytics. To suppress the metric, contact your Adobe account manager.
People Based Device Graph	(June 22 release) Self-serve DSP customers can now leverage a device graph (either Adobe Experience Cloud Device Co-op or LiveRamp) for people-based targeting and frequency management across any new campaigns. This will ensure that you reach your audiences across their owned devices, and can limit their ad exposure.
CCPA Opt-Out-of-Sale	(June 22 release) You can now communicate CCPA opt-out-of-sale requests to Advertising Cloud using a new CCPA opt-out-of-sale segment, which you can create from Audiences > Segments. You can also retrieve monthly reports of IDs customers have submitted for opt-out-of-sale requests for the account a) from Audiences > Segments or b) using the Advertising Cloud Trafficking API.

Feature	Description
DoubleVerify Authentic Brand Safety	(June 22 release) Advertisers can now target a single DoubleVerify segment ID pre-bid, with comprehensive brand safety filters to mimic their post-bid blocking rules with DoubleVerify. You can now do so in the Media Quality targeting section of the advertiser settings at Settings > Advertiser. To learn more about the service, contact programmaticsales@doubleverify.com . Additional fees apply for this feature.
CPA/ROAS Optimization	(May 20 release) Campaign managers no longer need to cap new placements within packages to prevent overallocation of budget. Placements now receive a dynamic budget allocation based on their CPM or CPA/ROAS performance.
Campaign Home	(June 3 release) New campaign-level pacing metrics based on the provided campaign budget and time elapsed are available.
Placements	(June 22 release) The Site Diversity and Player Size filters were removed to simplify placement setup.
Placement Forecasting	(June 3 release) For CTV and video placements with placement-level optimization, the placement settings now include forecasting for multiple ad lengths (15 sec and 30 sec). They also include forecasting for both VAST and VPAID inventory.
Inventory	(June 22 beta release) A new deal ID form allows you to quickly set up a private deal you've already negotiated.

Feature	Description
	(June 22 beta release) Interactive pre-roll is now available for VAST inventory. You can set up a single interactive pre-roll ad and placement, reducing the number of your ads and placements.
ACTV Audience Lens	(June 18 release) Audience Lenses allows users to create and apply secondary audience reads to their planning, ordering and reporting workflows. This enables them to (1) gain quick insights into secondary audiences, (2) have flexibility to transact on preferred audiences and (3) measure a campaign's execution through the "lens" of multiple audiences.

New features in Advertising Cloud Search

Feature	Description
Campaigns	Microsoft Advertising (formerly Bing Ads) is deprecating average position metrics after 30 September 2020. In preparation for this, beginning on July 11, position-based constraints will be ignored and position-based conditions in any type of constraint will also be ignored.

Feature	Description
Advertising Insights	<p>(June 13 release) The following insights were removed:</p> <ul style="list-style-type: none"> • Audience Target Performance (the newer version) • Historic Performance (the newer version) • Match Type (the newer version) • Settings Audit (the newer version) • Portfolio Pre-Post (Legacy) <p>The remaining insights are legacy versions, and the <i>Legacy</i> label was removed from the names. In addition, the Live/Edit modes were removed.</p>

Magento

For Magento release notes, see:

- [Magento Commerce 2.3.4](#)
- [Magento Open Source 2.3.4](#)

Marketo Engage

Marketo Engage is a complete applications for lead management and B2B marketers looking to transform customer experiences by engaging across every stage of complex buying journeys.

Core Marketo Engage updates

See Marketo [release notes](#) for the latest release information.

Upcoming features

The following features are releasing throughout the quarter:

Feature	Description
Bizable	<ul style="list-style-type: none">• New account-based segmentation• Save dashboard-specific filters• Export Bizable dashboards as PDFs
Sales Connect	Compose Window and Command Center updates/enhancements

Announcements

Marketo Engage Success Center: Launching in February 2020. The Success Center is an in-product help center that enables you to search Product Docs and the Community, launch how-to guides, access adoption content, and more. Note: This feature will be launched as a beta in ANZ and will roll out to North America later in the quarter.

Deprecations

- **Asset API “_method” Parameter:** After September 2020, Asset API Endpoints will no longer accept _method to pass Query Parameters in a POST body to bypass URI length limitations.
- **Internet Explorer Support Deprecation:** Beginning with the July release on July 31, 2020, the Marketo Engage user interface will no longer be supported on Internet Explorer.

For cumulative and historical release notes, see [Marketo release notes](#).

[Previous page](#)

[Next page](#)


Adobe Experience Cloud Release Notes - July 2020

Last update: July 1, 2020

TOPICS: Release Notes

Bookmark

Copy link



This page describes new features, fixes, and important notices in Adobe Experience Cloud. It also highlights new documentation, training courses, and video tutorials to help you get the most out of Experience Cloud.

NOTE

Subscribe to the [Adobe Priority Product Update](#) to be notified via email about upcoming releases.

Release date: July 16, 2020

Product release dates may vary. Check back frequently for updates.

Latest update: **July 14, 2020**

- [Adobe System Status](#)
- [Experience Cloud interface](#)
- [Experience Platform](#)

- [Journey Orchestration](#)
- [Analytics](#) and [Customer Journey Analytics](#) (Updated July 14, 2020)
- [Audience Manager](#)
- [Experience Manager](#)
- [Campaign](#)
- [Advertising Cloud](#)
- [Target](#)
- [Magento](#)
- [Marketo Engage](#)
- [Primetime](#) (links to Primetime's help page)

Need help? Visit [Experience League](#) to find product and technical documentation, Adobe-curated courses, video tutorials, quick answers, community insight, and instructor-led training.

Adobe System Status

Adobe System Status provides detailed information, status updates, and email notifications about Adobe cloud products and services outage, disruption, and maintenance events. Check it out at status.adobe.com.

Released: **May 21, 2020**

What's new

- Using your Adobe ID, you can subscribe to event notifications with more granularity, down to the product offering and add-on level. To help you setup your subscription faster, the self-subscription process now recommends a selection of products and offerings based on your product entitlements. This should reduce the number of emails you receive, and deliver more relevant notifications in your inbox. Get started at status.adobe.com/subscriptions.

New features and enhancements available today

Feature	Description
Improved subscription and notification user experience	<ul style="list-style-type: none"> • Marketo Engage regional locations are now filtered based on the list of product offerings selected. • Marketo Engage email notifications are relevant to the user's region, location, and environment preferences.
Event subscription confirmation	<ul style="list-style-type: none"> • You can now get an email confirmation when subscribing to on-going single event updates.
Global navigation usability enhancements	<ul style="list-style-type: none"> • Consistent user experience with Adobe . com at the top level navigation menu.

Experience Cloud interface

General updates to Experience Cloud interface.

Updated interface menu

In Experience Cloud, the **July 16, 2020** release updates the Application Switcher drop-down menu. It has been streamlined so that solution logos are removed, and the menu displays only the applications and services to which you have access.

See Experience Cloud interface [product documentation](#) for an example.

Unified product domain

Adobe has been updating the domain and interface header to unify and improve your experience across all Experience Cloud applications. These enhancements are designed to simplify your experience in small but important ways. These enhancements do not change your current workflows.

Updates include:

- New application URLs: `experience.adobe.com/<application name>`:
 - All products will eventually adopt this URL pattern. Look for new URLs to become effective throughout the month.
 - (Safari only) The domain change may cause cookie issues in Safari. Deselecting *Prevent cross-site tracking* in the Safari Privacy Preferences enables cookies across domains (and all cross-site experiences), and allows Experience Cloud to function on this new domain.
- Easier switching between your organizations or to a different application.
- Improved product help: Experience League is integrated into the product so that a help search also includes results from community forums and video content. This change simplifies access to more content and helps you get the most out of Experience Cloud. Additionally, click **Help > Feedback** to report issues or share your ideas with Adobe.

The following apps use the new `experience.adobe.com` domain:

App or Service	Domain
Experience Cloud home page	<code>experience.adobe.com/home</code>
Adobe Target	<code>experience.adobe.com/target</code>
Adobe Audience Manager	<code>experience.adobe.com/audience-manager</code>
Adobe Launch	<code>experience.adobe.com/launch</code>
Adobe Experience Platform	<code>experience.adobe.com/platform</code>
Journey Management	<code>experience.adobe.com/journeys</code>
Adobe Analytics	<code>experience.adobe.com/analytics</code>

App or Service	Domain
Customer Journey Analytics	experience.adobe.com/platform/ana...
Adobe Campaign Control Panel	experience.adobe.com/controlpanel
Cloud Manager	experience.adobe.com/cloud-manager
Places Service	experience.adobe.com/places
Software Distribution	experience.adobe.com/downloads
Admin Tool (beta)	experience.adobe.com/admin

NOTE

Board & Collections, a legacy filter in Marketing Cloud Assets selector, is being decommissioned.

Adobe Experience Platform

Release notes for the Experience Platform and application services, including Experience Platform Launch, Offers, People, Places, Mobile Services, and security bulletins.

Latest release date: **June 10, 2020**

See [Experience Platform release notes](#) for the latest information about Experience Platform.

Journey Orchestration

Using Adobe Experience Platform, orchestrate individual customer journeys at scale across experience channels by intelligently anticipating every individual's needs in real time, wherever their journey takes them.

Additional resources for Journey Orchestration

[Documentation](#) - [Release Notes](#) - [How-to videos](#)



Adobe Analytics

Release date: July 16, 2020

- [New features in Adobe Analytics](#)
- [New features in Customer Journey Analytics](#)
- [New features in Media Analytics](#)
- [Fixes in Adobe Analytics](#)
- [Important notices for Analytics administrators](#) (Updated July 13, 2020)
- [New Adobe Analytics courses and tutorials](#)
- [AppMeasurement](#)

New features in Adobe Analytics

Feature	<u>General Availability</u> - Target Date	Description
Workspace: New date range presets	July 16, 2020	Added 4 new date ranges (<i>This week/month/quarter/year</i> (excluding today)) so that users can choose from date ranges that do not include partial-day data from today.

Feature	<u>General Availability</u> - Target Date	Description
Data Repair API public beta	July, 14 2020	The Data Repair API provides you with a mechanism to delete or edit certain existing Adobe Analytics data. Data Repair requests are made by submitting a job definition to the Data Repair API, which includes the report suite, date range, variables, and actions to be applied to the data. Upon commencement of the public beta, the Data Repair API will support deletion of Activity Map data. Additional features will be rolled out at a later date. Contact Customer Care to join the Data Repair API public beta. Learn more...

New features in Customer Journey Analytics

Feature	<u>General Availability</u> - Target Date	Description
No new features this month		

New features in Media Analytics

Release date: July 16, 2020

Feature	<u>General Availability</u> - Target Date	Description
<u>Supported devices and platforms</u>	June 18, 2020	<p>The Media Launch Extension w/ AEP SDK now supports the following OTT devices:</p> <ul style="list-style-type: none"> • Apple TV (tvOS) • Fire TV (Fire OS) • Android TV

Fixes in Adobe Analytics

- Fixed an issue that occurred after switching to a report suite with a different currency. The Workspace line chart did not reflect the correct currency. (AN-216655)
- Fixed issues with visualizations being unreadable in downloaded PDFs. (AN-217949)
- Fixed an issue that caused an error when adding a Hierarchy variable to a report suite. (AN-211974)
- Fixed an issue that occurred when editing a data feed associated to a report suite that had a different time zone than the currently selected Reports & Analytics report suite. (AN-222474)
- Fixed an issue with the Classification Rule Builder not working. (AN-219662)
- Fixed multiple issues with classifications and classifications rules. (AN-223492, AN-220654, AN-219662, AN-223260)
- Fixed an issue with the same segment returning different data in a virtual report suite compared to the parent report suite. (AN-201074)
- Fixed an issue that prevented the download of report suite settings. (AN-223690)
- Fixed an issue in Intelligent Alerts that prevented the *Opt out of this schedule* email link from working. (AN-223875)

- Fixed an issue with an incorrect currency displaying for a virtual report suite. (AN-224781)
- Fixed an issue with *missing components* errors in virtual report suites. (AN-224782)
- Fixed an issue in which breaking down a classification of a dimension by another could return empty results when used with a calculated metric with participation allocation set. (AN-214089)

Additional Adobe Analytics fixes

AN-222672, AN-222813; AN-222892; AN-223272, AN-223432; AN-224062; AN-224108; AN-224163; AN-224339; AN-224456; AN-224449; AN-224552; AN-224553; AN-224786

Important notices for Analytics administrators

Notice	Date Added or Updated	Description
EOL of Adobe Data Connectors	July 13, 2020	Adobe Data Connectors are powered by legacy technology that is no longer viable or supported. We have a new standard in the Adobe Exchange Partner Program that should be adopted for any integrations that wish to continue to be offered and supported. The official end-of-life date is still to be determined, but we anticipate it to be in the next 12-18 months (mid 2021 to end of 2021). Learn more...

Notice	Date Added or Updated	Description
Report suite mapping to IMS org	July 2020	<p>The report suite mapping tool will be discontinued in November 2020. This feature powers integrations such as Advertising Analytics and Experience Cloud segment publishing in Adobe Analytics. A report suite must be mapped to an IMS org to enable these and other services. Newer report suites are automatically mapped upon creation. However, older report suites must be manually mapped to an IMS org.</p>

Notice	Date Added or Updated	Description
Migration to unified product domain	Effective date: May 28, 2020	<p>The migration to a unified product domain for Adobe Analytics, which began in January 2020, completed on May 28, 2020. While Adobe Analytics works to remove all <code>omniture.com</code> domain references from its architecture, it is important to allowlist <code>omniture.com</code> as a third-party cookie. When the full architecture migration is (soon) completed, we will notify you via the release notes and this allowlist step will no longer be needed. Here is a full list of recommended IP addresses and domains that you should allowlist. If your organization blocks third-party cookies, please reach out to Customer Care to regain your access to Adobe Analytics.</p>
New Adobe Analytics default landing page	Effective Date: June 18, 2020	<p>On June 18, 2020, the default landing page for Adobe Analytics will change from Reports to Workspace. This change will occur for any users who have not previously set a custom landing page.</p>

Notice	Date Added or Updated	Description
Change to how Entries/Exits are calculated in Workspace	April 7, 2020	In Analysis Workspace, as of March 2020, we have changed how the <i>None</i> value interacts with Entries/Exits. Because you can now turn <i>Nones</i> on and off in Analysis Workspace, we apply the <i>None</i> value after the entry or exit, whereas (for eVars) it used to be applied before entry or exit. For example, assume that the first hit of a visit has no value for eVars, but the second hit does. In Reports & Analytics the first hit will show as <i>Unspecified</i> for the Entry, but in Analysis Workspace it will show up as the value on the second hit.
EOL of Dashboard Archive	March 27, 2020	The View Archive setting under Manage Dashboards in Reports & Analytics will no longer be available as of October, 2020.

Notice	Date Added or Updated	Description
EOL of Analytics Legacy APIs	January 9, 2020	<p>In November 2020, the following Analytics Legacy API services will reach their end-of-life and will be shutdown. Current integrations built using these services will stop working.</p> <ul style="list-style-type: none">• 1.3 Analytics APIs• 1.4 SOAP Analytics APIs• Legacy OAuth Authentication (OAuth and JWT) <p>We have provided a Legacy API EOL FAQ to help answer your questions and provide guidance on how to proceed. API integrations that employ these services can migrate to the 1.4 Analytics REST APIs or the 2.0 Analytics APIs. Legacy OAuth accounts can migrate to an Adobe Developer Analytics integration account, which can be used to access both the 1.4 Analytics APIs and 2.0 Analytics APIs.</p>

Notice	Date Added or Updated	Description
San Jose FTP Broker Ending for London and Singapore	July 2020	<p>For customers in London and Singapore, we will no longer support brokering of data between London or Singapore and the San Jose data center</p> <p>ftp.omniture.com.</p> <ul style="list-style-type: none"> • For London, use ftp3.omniture.com • For Singapore, use ftp4.omniture.com
EOL of Ad Hoc Analysis	Aug 6, 2018	<p>Adobe announced the intention to end-of-life Ad Hoc Analysis. An end-of-life date will be shared once available. For more information, visit Discover Workspace.</p>

AppMeasurement

For the latest updates on AppMeasurement releases, please refer to [AppMeasurement for JavaScript release notes](#).

Analytics help resources

- [Adobe Analytics Tutorials](#)
- [Adobe Analytics Product Documentation](#)



New features, fixes, documentation and tutorials in Audience Manager.

Release date: **July 16, 2020**

New features and fixes in Adobe Audience Manager

- Fixed an issue where customers were unable to map some segments to Amazon destinations. (AAM-54373)
- Fixed an issue where the browser screen would freeze when customers opened a segment in a new tab. (AAM-55213)
- Fixed an issue in the Onboarding Status Report, where customers could see a date mismatch between the date when clicking a bar in the graph and the date in the table. (AAM-55235)
- Fixed a bug in the Administration section where the user interface would show an error icon instead of a confirmation message when customers were trying to delete users. (AAM-55186)
- Fixed an issue with the Swagger API, where the `x-api-key` header was not being added to the curl request. (AAM-55392)
- Improved the default sorting order for segments mapped to destinations in the destinations view. The mapped segments are now sorted by start date of the segment mapping, then by segment ID. (AAM-38494)
- Multiple accessibility improvements across the interface. (AAM-48956, AAM-49012, AAM-49364, AAM-49363, AAM-49374, AAM-49579, AAM-55037).

Adobe Experience Manager

New features, fixes, and updates in Adobe Experience Manager (AEM). Adobe recommends customers with on-premise deployments to deploy the latest patches to ensure higher stability, security, and performance.

Product Updates

- **Dynamic Media Classic**

Dynamic Media Classic users now have access to a new desktop app experience that no longer relies on Adobe Flash technology in the browser. The new app is now available for Windows and macOS.

See [Adobe Dynamic Media Classic Desktop app – Now available](#).

- **3D asset support added to Dynamic Media**

Dynamic Media in AEM 6.5 and AEM as a Cloud Service now lets you upload, manage, view, and deliver 3D assets as immersive experiences.

- In AEM as a Cloud Service, see [Working with 3D assets in Dynamic Media](#).
- In AEM 6.5, see [Working with 3D assets in Dynamic Media](#).

Self-Help

- **AEM 6.5.5 Forms documentation updates**

- New features and improvements in 6.5.5 release:
 - [Customize the Adobe Experience Manager Inbox columns](#).
 - [Save Interactive Communications as a draft](#).
 - Oracle WebLogic application server support for [single server](#) and [cluster](#) installations.
 - [Accessibility improvements](#).
 - [X-509 certificate-based authentication for SOAP-based web services in form data model](#).
 - [Oracle RAC support](#).
 - [Improved error logging in transaction reporting](#).
- New features and improvements in 6.4.8.1 release:
 - [X-509 certificate-based authentication for SOAP-based web services in form data model](#).
 - [Improved error logging in transaction reporting](#).

Community

- **AEM Community Discussion**

Now you can look at all the AEM announcements and interesting references to internal and external bloggers in one place. See the AEM Community's [Discussion section](#).

New Experience Manager courses and tutorials

New videos, tutorials, or courses published over the past month.

Published	Name	Type	Description
June 25, 2020	<u>Getting Started with Adaptive Forms</u>	Video	These tutorials walk you through the steps involved in creating multi-tabbed adaptive form. Learn to use tables, accordion layout, and rule editor to author business rules.
June 25, 2020	<u>Creating a review workflow in AEM Forms</u>	Video	Learn to create a workflow for reviewing submitted data from an active form submission.
June 23, 2020	<u>Processing profiles</u>	Video	Processing profiles define the renditions to be created for assets in AEM as a Cloud Service.
June 23, 2020	<u>Dynamic Media Classic Best Practices</u>	Article	Current and new users can learn about Dynamic Media Classic, its core capabilities, and the <i>create</i> , <i>author</i> , and <i>deliver</i> workflow.

Published	Name	Type	Description
June 23, 2020	<u>Debugging AEM as a Cloud Service build and deployments</u>	Article	Learn how to debug build and deployments for AEM as a Cloud Service.
June 16, 2020	<u>Debugging AEM as a Cloud Service using logs</u>	Article	Learn how to use logs to debug AEM as a Cloud Service. Logs act as the frontline for debugging AEM applications but are dependent on adequate logging in the deployed AEM application.
June 5, 2020	<u>SPA Editor Project</u>	Article	Learn how to use the Adobe Experience Manager (AEM) Project archetype to generate a multi-module Maven project as a starting point for a React application integrated with the AEM SPA Editor.

Experience Manager release information

All Experience Manager release notes are maintained at the following pages:

- [AEM as a Cloud Service release information](#)
- [AEM Cloud Manager release notes](#)
- [Automated Forms Conversion Service release notes](#)
- [AEM 6.5 Service Pack release notes](#)
- [AEM 6.4 Cumulative Fix Pack release notes](#)
- [AEM Assets Dynamic Media release notes](#)
- [AEM Brand Portal release notes](#)
- [AEM desktop app release notes](#)
- [AEM Dispatcher release notes](#)
- [Adobe Primetime release notes](#)
- [Livefyre release notes](#)

Additional help resources for AEM

- [AEM as a Cloud Service user guides](#)
- [AEM 6.5 Learn & Support Home](#)
- [AEM 6.4 Learn & Support Home](#)
- [AEM 6.3 Learn & Support Home](#)
- [AEM 6.2 Learn & Support Home](#)
- [Cloud Manager User Guide](#)
- [Older Versions of AEM Documentation](#)
- [Dynamic Media Classic Help Home](#)

Adobe Campaign

Adobe Campaign provides an intuitive, automated way to deliver one-to-one messages across online and offline marketing channels. You can now anticipate what your clients want using experiences determined by their habits and preferences.

New product releases

Release information for Campaign Classic, Campaign Standard and Control Panel.

Campaign Classic

- New Gold Standard stable build. [Read more](#)

Campaign Control Panel

- Subdomain deliverability audit - [Read more](#)

New Campaign courses and tutorials

New videos, tutorials, or courses published over the past month.

Published	Name	Solution	Description
June 26, 2020	Explore the Adobe Campaign Classic UI	Campaign Classic	This video explains the main Adobe Campaign Classic user interface and shows you how to navigate the main functionality.

Published	Name	Solution	Description
July 8, 2020	<u>Install and setup the Adobe Campaign Client</u>	Campaign Classic	Learn how to download and install the Adobe Campaign Client console, create and manage your connections to multiple environments, and verify access to the Adobe Campaign Client console.
June 19, 2020	<u>Introduction to Adobe Campaign Classic</u>	Campaign Classic	Learn how Adobe Campaign Classic fits into the Adobe Digital Experience portfolio, as well as the primary features and capabilities.
June 12, 2020	<u>Deploying an ad-hoc email delivery template</u>	Campaign Classic	Learn how to deploy an ad hoc email template
June 12, 2020	<u>Configuring a delivery template</u>	Campaign Classic	Learn how to configure an email template
June 12, 2020	<u>Setting delivery template properties</u>	Campaign Classic	Learn how to set email template properties

Published	Name	Solution	Description
June 26, 2020	Getting Started with the UI in Adobe Campaign Standard	Campaign Standard	This video gives you an overview over the Adobe Campaign Standard user interface and explains how to navigate to key features and core functionality.
June 26, 2020	GPG key management	Campaign Standard/Control Panel	Learn how to generate and install a public/private GPG key pair for data encryption and how to import and install a public key for data decryption.

Help resources

- Adobe Campaign Standard: [Help Center](#) - [Release Notes](#) - [How-to videos](#) - [Release Planning](#) - [Latest documentation updates](#)
- Adobe Campaign Classic: [Help Center](#) - [Release Notes](#) - [How-to videos](#)- [Latest documentation updates](#)
- Adobe Campaign Control Panel: [Documentation](#) - [Release Notes](#) - [How-to-videos](#) for [Campaign Standard](#) / [Campaign Classic](#)

Advertising Cloud

Release notes for Adobe Advertising Cloud.

- [New features in Advertising Cloud DSP](#)

- [New features in Advertising Cloud Search](#)

New features in Advertising Cloud DSP

Updated July 24, 2020.

Feature	Description
GDPR Transparency & Consent Framework	Advertising Cloud is upgrading its support for the IAB's Transparency and Consent Framework to version 2.0 by August 15, 2020. At this time, no changes are needed on the customer side. As the Data Processor for each of our customers, Adobe Advertising Cloud has the capabilities available for customers to fulfill their obligations under the GDPR that are applicable to the use of our products and services.
Audience Manager Integration	(Beta for Adobe Audience Manager customers with Adobe Experience Platform only) DSP can send actionable log files containing an advertiser's advertising engagement data into Audience Manager through the Adobe Experience Platform. In Audience Manager, advertisers can use the data for advanced segmentation and usage in insights tools, such as Audience Optimization Reports.

Feature	Description
People-Based Cross Device Graph Targeting	Self-serve DSP customers can use a device graph (Adobe Device Co-op or LiveRamp) for people-based targeting and frequency management across new campaigns. This ensures advertisers can reach their audiences across their owned devices but limit exposure. In addition, bulk editing of cross-device targeting settings across placements is now in beta. To enable the beta for your account, contact your Adobe account manager.
Site Targeting	"Blacklists" and "whitelists" were renamed to the more equitable terms "blocked (sites)" and "targeted (sites)."
Flashtalking Ads	DSP now automatically inserts click macros for all Flashtalking ad tags via the single ad creation and bulk third-party ad creation workflows.
Reports	(Beta for Adobe Experience Platform customers only) A new Cross Channel Report in Advertising Cloud Search provides a unified view of media spend across DSP and Search, with daily key metrics for DSP placements and Search campaigns.

New features in Advertising Cloud Search

Updated July 8, 2020 for the July 11 release.

Feature	Description
Alerts Beta	You can now open a read-only, filtered view containing the data for any alert, and then open a filtered view of the entities in the relevant campaign management view, from which you can edit the entity records.
Portfolios	The deprecation of position-based metrics in constraints and portfolio settings was deferred to 8 August.

Magento

For Magento release notes, see:

- [Magento Commerce 2.3.4](#)
- [Magento Open Source 2.3.4](#)

Marketo Engage

Marketo Engage is a complete applications for lead management and B2B marketers looking to transform customer experiences by engaging across every stage of complex buying journeys.

Core Marketo Engage updates

See Marketo [release notes](#) for the latest release information.

Upcoming features

The following features are releasing throughout the quarter:

Feature	Description
Bizible	<ul style="list-style-type: none">• New account-based segmentation• Save dashboard-specific filters• Export Bizible dashboards as PDFs
Sales Connect	Compose Window and Command Center updates/enhancements

Announcements

Marketo Engage Success Center: Launching in February 2020. The Success Center is an in-product help center that enables you to search Product Docs and the Community, launch how-to guides, access adoption content, and more. Note: This feature will be launched as a beta in ANZ and will roll out to North America later in the quarter.

Deprecations

- **Asset API “_method” Parameter:** After September 2020, Asset API Endpoints will no longer accept _method to pass Query Parameters in a POST body to bypass URI length limitations.
- **Internet Explorer Support Deprecation:** Beginning with the July release on July 31, 2020, the Marketo Engage user interface will no longer be supported on Internet Explorer.

For cumulative and historical release notes, see [Marketo release notes](#).

[Previous page](#)

[Next page](#)


Adobe Experience Cloud Release Notes - August 2020

Last update: August 1, 2020

TOPICS: Release Notes

Bookmark

Copy link



This page describes new features, fixes, and important notices in Adobe Experience Cloud. It also highlights new documentation, training courses, and video tutorials to help you get the most out of Experience Cloud.

NOTE

Subscribe to the [Adobe Priority Product Update](#) to be notified via email about upcoming releases.

Release date: August 13, 2020

Product release dates may vary. Check back frequently for updates.

Latest update: August 31, 2020

- [Adobe System Status](#)
- [Experience Cloud interface](#) (updated **August 19, 2020**)
- [Experience Platform](#)

- [Journey Orchestration](#)
- [Analytics](#) (Updated Aug. 31, 2020) and [Customer Journey Analytics](#)
- [Audience Manager](#)
- [Experience Manager](#)
- [Campaign](#)
- [Advertising Cloud](#)
- [Target](#)
- [Magento](#)
- [Marketo Engage](#)
- [Primetime](#)

Need help? Visit [Experience League](#) to find product and technical documentation, Adobe-curated courses, video tutorials, quick answers, community insight, and instructor-led training.

Adobe System Status

Adobe System Status provides detailed information, status updates, and email notifications about Adobe cloud products and services outage, disruption, and maintenance events. Check it out at status.adobe.com.

See [Previous Release Notes - May 21, 2020](#) for the latest release information.

Experience Cloud interface

Updated: August 19, 2020

Feature	Description
Admin Tool - feature and performance improvements	The August 2020 release of Admin Tool allows system admins to view a list of product profiles and see or export a detailed view of each product profile. Performance enhancements for loading last login data were added, fixing timeout issues. See Experience Cloud Admin Tool help for details.

See July's [previous release notes](#) for the latest release information about the updated interface and unified product domain.

Adobe Experience Platform

Release notes for the Experience Platform and application services, including Experience Platform Launch, Offers, People, Places, Mobile Services, and security bulletins.

Latest release date: **July 15, 2020**

See [Experience Platform release notes](#) for the latest information about Experience Platform.

Journey Orchestration

Using Adobe Experience Platform, orchestrate individual customer journeys at scale across experience channels by intelligently anticipating every individual's needs in real time, wherever their journey takes them.

New Journey Orchestration courses and tutorials

New videos, tutorials, or courses published over the past month.

Published	Name	Type	Description
July 10, 2020	Reporting journey step events to Adobe Experience Platform	Tutorial	Learn what journey step events are and which data steps are automatically created on Experience Platform and how to explore these.

Additional resources for Journey Orchestration

[Documentation](#) - [Release Notes](#) - [How-to videos](#)



Adobe Analytics

- [New features in Adobe Analytics](#)
- [New features in Customer Journey Analytics](#)
- [New features in Media Analytics](#)
- [Fixes in Adobe Analytics](#)
- [Important notices for Analytics administrators](#) (Updated Aug. 21, 2020)
- [AppMeasurement](#)

New features in Adobe Analytics

(Updated Aug. 31, 2020)

Feature	<u>General Availability</u> - Target Date	Description
Cross-Device Analytics: Availability in EMEA and APAC	August 31, 2020	<u>Cross-Device Analytics</u> and private graph will be available for customers in EMEA and in APAC.
Enhancement to field-based stitching in Cross-Device Analytics (available in Americas and EMEA)	August 31, 2020	This simplified implementation for new Cross-Device Analytics customers gives you the option to stitch based on a user ID stored in an Analytics field (prop or eVar) instead of using device graph (co-op or private.) The enhancement removes the requirement to implement ECID and removes the requirement to implement ID syncing for purposes of CDA. (ECID and ID syncing are still required for certain other features.)
Workspace: Download 50K items for a single dimension	Sept. 17, 2020	You will be able to download 50,000 items for a single dimension in a freeform table, with segments and filters applied. This allows you to access more than the 400 rows of data outside of Analysis Workspace. Learn more...

Feature	<u>General Availability</u> - Target Date	Description
Workspace: Line visualization enhancements	Sept 17, 2020	<ul style="list-style-type: none"> • You can show or hide the x-axis and y-axis of any line visualization. This can be especially helpful when your line visualizations are more compact. • You can overlay a minimum and maximum value label on any line visualization to quickly highlight the peaks and valleys in a metric. • You can overlay different regression trend lines on any line visualization to more easily see the trend in the data. Options include Linear, Logarithmic, Exponential, Power and Quadratic. <p>Learn more...</p>

New features in Customer Journey Analytics

Feature	<u>General Availability</u> - Target Date	Description
Workspace: Line visualization enhancements	Sept 17, 2020	<ul style="list-style-type: none"> • You can show or hide the x-axis and y-axis of any line visualization. This can be especially helpful when your line visualizations are more compact. • You can overlay a minimum and maximum value label on any line visualization to quickly highlight the peaks and valleys in a metric. • You can overlay different regression trendlines on any line visualization to more easily see the trend in the data. Options include Linear, Logarithmic, Exponential, Power and Quadratic. <p>Learn more...</p>

New features in Media Analytics

(Updated Aug. 31, 2020)

Feature	<u>General Availability</u> - Target Date	Description
Media Concurrent Viewer panel in Workspace	Sept. 17, 2020	The Media Concurrent Viewers panel enables you to understand where peak concurrency occurred or where drop-offs happened. It provides valuable insight into the quality of content and viewer engagement, and helps with troubleshooting or planning for volume/scale. Learn more...

Fixes in Adobe Analytics

- Fixed an issue where the reporting API did not return up-to-date metrics values. (AN-225617)
- Fixed an issue that prevented Classification Rules from classifying data for Marketing Channel Details. (AN-224832)
- Fixed an issue that caused a *Missing components* error when creating new projects in a Virtual Report Suite.(AN-226808)
- Fixed an issue that caused a *Missing components* error when curating a Virtual Report Suite. (AN-228257)
- Fixed an issue that prevented the creation of new Reports & Analytics targets and calendar events. (AN-224872, AN-224890, AN-224914, AN-226661)
- Fixed an issue that caused missing activities in the A4T panel in Workspace. (AN-224606)
- Fixed an issue with duplicate hits in Data Feeds. (AN-226308)
- Fixed an issue where calculated metrics with participation attribution did not return proper values. (AN-224642, AN-225190)

- Fixed an issue with segment data shared from Analytics to Audience Manager taking more than three days to appear in Audience Manager.(AN-226649)
- Fixed an issue with not being able to use the Analyze Further link in Intelligent Alerts emails. (AN-226823)
- Fixed an issue with being unable to create segments in a virtual report suite. (AN-227039)
- Fixed an issue with not being able to edit intelligent alerts. (AN-227162)

Additional Adobe Analytics fixes

AN-219351; AN-220960; AN-223788; AN-224630; AN-224948; AN-225618; AN-226261; AN-226828; AN-226845; AN-226937; AN-226961; AN-227070; AN-227079; AN-227521; AN-227610; AN-228203; AN-228451; AN-228466; AN-228538

Important notices for Analytics administrators

Notice	Date Added or Updated	Description
Migration from omniture.com to adobe.com domain	August 21, 2020	On August 13, 2020, Adobe Analytics migrated its frontend architecture from `omniture.com
Update on Ad Hoc Analysis Java 8 compatibility	August 21, 2020	Ad Hoc Analysis is not currently compatible with Java 8 versions 1.8.0_261+. To ensure that your access to this tool is not disrupted before the <u>end-of-life date</u> is reached, we recommend that you maintain a Java 8 version prior to 1.8.0_261.

Notice	Date Added or Updated	Description
EOL of Adobe Data Connectors	July 13, 2020	Adobe Data Connectors are powered by legacy technology that is no longer viable or supported. We have a new standard in the Adobe Exchange Partner Program that should be adopted for any integrations that wish to continue to be offered and supported. The official end-of-life date is still to be determined, but we anticipate it to be in the next 12-18 months (mid 2021 to end of 2021). Learn more...
Report suite mapping to IMS org	July 2020	The report suite mapping tool will be discontinued in November 2020. This feature powers integrations such as Advertising Analytics and Experience Cloud segment publishing in Adobe Analytics. A report suite must be mapped to an IMS org to enable these and other services. Newer report suites are automatically mapped upon creation. However, older report suites must be manually mapped to an IMS org.

Notice	Date Added or Updated	Description
Migration to unified product domain	Effective date: May 28, 2020	<p>The migration to a unified product domain for Adobe Analytics, which began in January 2020, completed on May 28, 2020. While Adobe Analytics works to remove all <code>omniture.com</code> domain references from its architecture, it is important to allowlist <code>omniture.com</code> as a third-party cookie. When the full architecture migration is (soon) completed, we will notify you via the release notes and this allowlist step will no longer be needed. Here is a full list of recommended IP addresses and domains that you should allowlist. If your organization blocks third-party cookies, please reach out to Customer Care to regain your access to Adobe Analytics.</p>
New Adobe Analytics default landing page	Effective Date: June 18, 2020	<p>On June 18, 2020, the default landing page for Adobe Analytics will change from Reports to Workspace. This change will occur for any users who have not previously set a custom landing page.</p>

Notice	Date Added or Updated	Description
Change to how Entries/Exits are calculated in Workspace	April 7, 2020	In Analysis Workspace, as of March 2020, we have changed how the <i>None</i> value interacts with Entries/Exits. Because you can now turn <i>Nones</i> on and off in Analysis Workspace, we apply the <i>None</i> value after the entry or exit, whereas (for eVars) it used to be applied before entry or exit. For example, assume that the first hit of a visit has no value for eVars, but the second hit does. In Reports & Analytics the first hit will show as <i>Unspecified</i> for the Entry, but in Analysis Workspace it will show up as the value on the second hit.
EOL of Dashboard Archive	March 27, 2020	The View Archive setting under Manage Dashboards in Reports & Analytics will no longer be available as of October, 2020.

Notice	Date Added or Updated	Description
EOL of Analytics Legacy APIs	January 9, 2020	<p>In November 2020, the following Analytics Legacy API services will reach their end-of-life and will be shutdown. Current integrations built using these services will stop working.</p> <ul style="list-style-type: none">• 1.3 Analytics APIs• 1.4 SOAP Analytics APIs• Legacy OAuth Authentication (OAuth and JWT) <p>We have provided a Legacy API EOL FAQ to help answer your questions and provide guidance on how to proceed. API integrations that employ these services can migrate to the 1.4 Analytics REST APIs or the 2.0 Analytics APIs. Legacy OAuth accounts can migrate to an Adobe Developer Analytics integration account, which can be used to access both the 1.4 Analytics APIs and 2.0 Analytics APIs.</p>

Notice	Date Added or Updated	Description
San Jose FTP Broker Ending for London and Singapore	July 2020	<p>For customers in London and Singapore, we will no longer support brokering of data between London or Singapore and the San Jose data center</p> <p>ftp.omniture.com.</p> <ul style="list-style-type: none"> • For London, use ftp3.omniture.com • For Singapore, use ftp4.omniture.com
EOL of Ad Hoc Analysis	Aug 6, 2018	<p>Adobe announced the intention to end-of-life Ad Hoc Analysis. An end-of-life date will be shared once available. For more information, visit Discover Workspace.</p>

AppMeasurement

For the latest updates on AppMeasurement releases, please refer to [AppMeasurement for JavaScript release notes](#).

New Analytics courses and tutorials

New courses, tutorial videos, and articles in Analytics and Customer Journey Analytics.

Published	Name	Type	Description
July 30, 2020	<u>Limit Report Suite Access in the Admin Console</u>	Tutorial	Learn how to use the Admin Console to ensure users can only access the report suite(s) that are necessary to their role.
July 24, 2020	<u>Adding an Administrator to Adobe Analytics</u>	Tutorial	Learn how to add a user as an Administrator in the Adobe Admin Console.
July 17, 2020	<u>Quick Insights Panel in Analysis Workspace</u>	Tutorial	Quick Insights provides guidance for non-analysts and new users of Analysis Workspace to learn how to answer business questions quickly and easily.
July 6, 2020	<u>Create Advertising Cloud Dashboards with Adobe Analytics</u>	Tutorial	Techniques for creating an Advertising Cloud dashboard for live campaign monitoring.

Published	Name	Type	Description
July 6, 2020	<u>Create Analytics Custom Metrics with Advertising Cloud Data</u>	Tutorial	Useful custom metrics to create when using Advertising Cloud data within Adobe Analytics.
July 6, 2020	<u>Create Analytics Site Journey Profiles</u>	Tutorial	How to use Adobe Analytics to create robust site retargeting pools for Advertising Cloud remarketing.
July 6, 2020	<u>Create Analytics Segments for Activation and Reporting</u>	Tutorial	Using Advertising Cloud dimensions to create segments for cleaner reporting and analysis.
July 6, 2020	<u>Create a Pre-launch Campaign Analysis with Adobe Analytics</u>	Tutorial	How to use Adobe Analytics to set the foundation for launching an Advertising Cloud paid media campaign.

Published	Name	Type	Description
July 6, 2020	<u>Project Sharing in Analysis Workspace</u>	Tutorial	Project sharing is one way to democratize data and insights from Analysis Workspace to users in your organization. You can place recipients in one of three project roles, depending on the project experience you want them to have - Edit, Duplicate and View.
June 26, 2020	<u>Custom Look-back Windows in Attribution IQ</u>	Tutorial	Custom look-back windows let you to expand the attribution window beyond the reporting range (up to a maximum of 90 days), and applies to each conversion in the reporting range.

Published	Name	Type	Description
June 26, 2020	<u>View-only Projects in Analysis Workspace</u>	Tutorial	Workspace projects can be shared to users as <i>Can view</i> only. When a <i>View</i> recipient opens the shared project, they receive a more restrictive project experience, with no left rail and limited interactions.
June 26, 2020	<u>Algorithmic Model in Attribution IQ</u>	Tutorial	The Algorithmic Attribution model in Analysis Workspace uses statistical techniques to dynamically determine the optimal allocation of credit for the selected metric.

Analytics help resources

- [Adobe Analytics Tutorials](#)
- [Adobe Analytics Product Documentation](#)

Adobe Audience Manager

New features, fixes, documentation and tutorials in Audience Manager.

Release date: **August 13, 2020**

New features and fixes in Adobe Audience Manager

- You can now use [People-Based Destinations](#) to target users via Google Customer Match. Before you can use People-Based Destinations to send your first-party audience segments to a Google Customer Match destination, it is mandatory that Google adds you to their allow list. Check the [People-Based Destinations](#) documentation for details. (PLAT-53962)
- [Predictive Audiences](#) now supports the selection of a Profile Merge Rule per model, during model creation. (AAM-55178)
- Destination mapping start and end dates are now visible in each segment's page. (AAM-40056)
- Fixed an issue where the Device Type of a trait was automatically set to Cross-Device when creating a new trait. (AAM-55368)
- Fixed an issue where the Audience Marketplace would fail to load. (AAM-55549)
- You can now un-map segments from Google destinations when the Google UserList parameter is not retrievable. (AAM-42655)
- Fixed an issue where adding multiple segments to a destination would not always work correctly. (AAM-55651)
- Fixed an issue where users who had their Profile Merge Rules limit increased would not see the Add New Rule button. (AAM-55700)
- Fixed an issue where the 30 Day Overlapped Unique Users title would go missing from the Data Feed Report Metrics. (AAM-55801)
- Lifetime metrics are now excluded from the Destination view when the destination is configured to export UUIDs. (AAM-54196)
- Fixed an issue where users would not be able to view Tableau reports. (AAM-55868)
- Fixed an issue where users would receive an error when creating a new Predictive Audiences model. (AAM-55921)
- Multiple accessibility improvements across the interface. (AAM-49062, AAM-49063, AAM-49365).

New Audience Manager tutorials

Published	Name	Type	Description
August 7, 2020	<u>Save Money and Optimize Customer Experience by Suppressing Ads to Converters</u>	Tutorial	In this course, learn all the concepts to go from start to finish with the use case of saving money and optimizing the customer experience by removing existing customers from your reach campaigns. This includes building traits and segments, adding the right profile merge rules, adding segments to destinations, and even calculating the ROI as you use this use case.
August 7, 2020	<u>Choosing the Right Profile Merge Rule</u>	Tutorial	In this video, discover three of the most common use cases for Profile Merge Rules, and how they can help your marketing efforts.

Published	Name	Type	Description
August 5, 2020	<u>Creating a Segment Taxonomy</u>	Tutorial	When you create a segment in Audience Manager, you store them in a folder-based structure, or a <i>taxonomy</i> . Learn a few tips for creating and managing the segment taxonomy.
August 4, 2020	<u>Retrieve API Credentials in Adobe I/O</u>	Tutorial	Instead of contacting Adobe Consulting or Customer Care for credentials for using the REST API, you can simply go to <code>Adobe.io</code> in a browser and retrieve or register your own credentials.
July 31, 2020	<u>Using Recency and Frequency in Segments</u>	Tutorial	Use Recency and Frequency to give your segment parameters of how many times a visitor has to qualify for a trait within a certain time period. Great for content affinity and frequency capping use cases, as well as others.

Published	Name	Type	Description
July 22, 2020	<u>The Basics of Creating Segments</u>	Tutorial	Walk through the fields in the UI to create a segment in Audience Manager.
July 22, 2020	<u>Practical Segment Definition and Creation</u>	Tutorial	This video walks you through a process of defining your segments, and then breaking them down by the traits and signals that you need to create them.
July 17, 2020	<u>Suppress ads to converters</u>	Tutorial	Save money and optimize customer experience by suppressing ads to converters.
July 15, 2020	<u>Measuring ROI in a Customer Suppression Use Case</u>	Tutorial	Learn to use a couple of formulas to determine your campaign cost savings by suppressing ads to existing customers.
July 10, 2020	<u>Building a Segment to Suppress Ads to Customers</u>	Tutorial	This video discusses options for creating segments to exclude those who have already converted to customer status.

Adobe Experience Manager

New features, fixes, and updates in Adobe Experience Manager (AEM). Adobe recommends customers with on-premise deployments to deploy the latest patches to ensure higher stability, security, and performance.

Product releases

- **AEM as a Cloud Service**

What is new on AEM as a Cloud Service? Featured highlights include the following:

- AEM Commerce is now available on Cloud Service. See [Getting started with AEM Commerce as a Cloud Service](#).
- Connectors for Adobe Target and Adobe Analytics enhancements includes user interface improvements, Classic UI replacement, and Adobe Launch integration. See [Integrating Adobe Analytics](#) and [Integrating Adobe Target](#).
- Asset Compute Service is a scalable and extensible service to process assets. Administrators can configure Experience Manager to invoke custom worker created using the Asset Compute Service. Developers can use the service to create specialized custom workers that cater to complex use cases. This web service can generate thumbnails for different file types, high-quality image renderings from Adobe file formats, encode videos (future), extract metadata, extract full text as precursor for indexing, and run an asset through all available Sensei services. See [Use asset microservices and processing profiles](#).
- [Asset Compute Service](#) is made available to be extended to create custom application. It is a scalable and extensible service of Adobe Experience Cloud to process digital assets. It can transform image, video, document, and other file formats into different renditions including thumbnails, extracted text and metadata, archives and more. Developers can create custom applications (also called custom workers) to address custom use cases. It is built using [Adobe Developer App Builder] (<https://www.adobe.io/apis/experienceplatform/project-firefly/docs.html>) and works in serverless [Adobe I/O Runtime](#).
- Multiple improvements for Workflow models and Dynamic Media in AEM as a Cloud Service.
- Release 2.11.0 of the [AEM Core Components](#) is now available as part of AEM Sites including the following:

- Accelerated Mobile Pages (AMP) support of Core Components. It helps to produce faster customer experiences by making the page transition instantaneously when entering the site from a Google mobile search result, which improves user engagement and SEO. See [AMP Support for the Core Components](#).
- Compatibility with version 1.0.2 of the [Adobe Client Data Layer](#).
- Multiple UI improvements in Cloud Manager.
- [Logs can be forwarded to Splunk accounts](#), which lets organizations leverage their Splunk investment.
- You can assign [a static, dedicated egress IP address](#) for outbound traffic programmed in Java code, which may be useful for some integrations.
- Cloud Readiness Analyzer v1.0.2 was released. See detailed [Release Notes](#) for more information. To get started with Cloud Readiness Analyzer, see [Using Cloud Readiness Analyzer](#).
- See the [full release notes for AEM as a Cloud Service](#).

Self-Help

- **AEM Assets**
 - Added more [troubleshooting tips](#) for Experience Manager desktop app.
- **AEM Forms**
 - AEM Forms add on packages are now available on [AEM Software Distribution](#). You can find direct links for packages of each supported release in the [AEM Forms releases](#) article.
 - Use the [reference site](#) to learn the end-to-end workflow of Automated Forms Conversion service.
 - Javadocs for AEM [6.5.5.0](#) and AEM [6.4.8.1](#) releases are available.
 - [Import trusted certificates](#) to JVM while hardening an AEM Forms on JEE environment.
 - Improved [PDF Generator setup documentation](#).
- **Core Components**

Core Components release 2.11.0 introduces support for AMP and is now available along with [authoring documentation](#) and [developer details and project download available on GitHub](#).

Community

- **The latest AEM content on Experience League**

This is the official source of Digital Experience technical content produced by Adobe. See the full list [here](#).

New Experience Manager courses and tutorials

New videos, tutorials, or courses published over the past month.

Published	Name	Type	Description
August 7, 2020	<u>Getting started with Multi-Site Management for Business Users</u>	Course	Learn how to establish a solid foundation for your AEM Assets implementation by configuring the core concerns, from setting up a baseline content architecture and taxonomy to customizing metadata and asset processing.
August 7, 2020	<u>Configuring AEM Assets for Administrators</u>	Tutorial	Description

Published	Name	Type	Description
July 19, 2020	<u>Using the Content Transfer Tool</u>	Tutorial	The Content Transfer Tool is the recommended way to migrate content from an on-premise or AMS hosted version of Experience Manager to an AEM as a Cloud Service environment.
July 21, 2020	<u>Create a Live Copy</u>	Tutorial	Understand how to create a Live Copy for your site from a Blueprint using the Create Live Copy wizard.
July 21, 2020	<u>Live Copy Console</u>	Tutorial	Learn how to view or manage inheritance across a site or perform rollout operations using the Live Copy Overview console.
July 21, 2020	<u>Translation Projects</u>	Tutorial	Learn how to create, edit, and manage a translation project for your Language Copy.
July 21, 2020	<u>Translation Jobs</u>	Tutorial	Learn how to add a translation job to an existing translation project.

Published	Name	Type	Description
July 21, 2020	<u>Updating Language Copy with Launches</u>	Tutorial	Learn how to update, review, and approve changes in a Language Copy with the help of Launches.
July 21, 2020	<u>Overview of Multi-Site Management</u>	Tutorial	Get an overview of how to create a multilingual site using Language Copy in AEM Sites.
July 21, 2020	<u>Live Copy and Blueprint</u>	Tutorial	Understand the relationship between a Live Copy and its Blueprint in AEM Sites.
July 21, 2020	<u>Manage Live Copy inheritance on a page</u>	Tutorial	Learn how to manage inheritance between a Live Copy and its Blueprint at a page level.
July 21, 2020	<u>Manage Live Copy inheritance on a component</u>	Tutorial	Understand how to manage inheritance between a Live Copy and its Blueprint at a component level.
July 21, 2020	<u>Create a Language Copy</u>	Tutorial	Description.

Published	Name	Type	Description
July 21, 2020	<u>Create a multi-language Translation Project</u>	Tutorial	Learn how to create, edit, and manage a multi-language translation project for your Language Copy from AEM's Project console.
July 21, 2020	<u>Create a country site</u>	Tutorial	Learn how to create a country site from existing Language Copies using the Create Site wizard.
July 21, 2020	<u>Create a Language Copy page</u>	Tutorial	Learn how to create a page in an existing Language Copy, and then translate the content to another Language Copy.
July 21, 2020	<u>Translation Job Status</u>	Tutorial	Understand the different statuses associated with a Translation Job or an item in the job.
July 21, 2020	<u>Introduction to Multi Site Management</u>	Tutorial	Introduction to the Getting Started with Multi-Site Management for business users course.

Published	Name	Type	Description
July 21, 2020	<u>Create adaptive form fragments</u>	Tutorial	Adaptive forms provides a convenient mechanism to create form segment like a panel or a group of fields only once and reuse them across adaptive forms. These reusable and standalone segments are called adaptive form fragments.
July 21, 2020	<u>AEM Inbox</u>	Tutorial	AEM Inbox consolidates notifications and tasks from various AEM components, including Forms workflows.
July 21, 2020	<u>SPA Editor Introduction</u>	Tutorial	A course introduction to the Getting started with AEM SPA Editor for developers.

Published	Name	Type	Description
July 21, 2020	<u>Baseline permissions</u>	Tutorial	Managing user access on the baseline asset folders is a critical aspect in governance, and ensures the processes can be properly supported.
July 21, 2020	<u>Auto-start Workflows</u>	Tutorial	Auto-start workflows extend asset processing in AEM as a Cloud Service by automatically invoking custom workflow upon upload or re-processing.
July 21, 2020	<u>Create adaptive form template</u>	Tutorial	When authors use the template to create an adaptive form, the new form inherits the structure and components you have specified in the template.
July 21, 2020	<u>Pre-filling adaptive forms using form data model</u>	Tutorial	Introduction to pre-filling forms using the form data model.

Published	Name	Type	Description
July 21, 2020	Creating your first adaptive form	Tutorial	In this video, learn how to create your first adaptive form.

Experience Manager release information

All Experience Manager release notes are maintained at the following pages:

- [AEM as a Cloud Service release information](#)
- [AEM Cloud Manager release notes](#)
- [Automated Forms Conversion Service release notes](#)
- [AEM 6.5 Service Pack release notes](#)
- [AEM 6.4 Cumulative Fix Pack release notes](#)
- [AEM Assets Dynamic Media release notes](#)
- [AEM Brand Portal release notes](#)
- [AEM desktop app release notes](#)
- [AEM Dispatcher release notes](#)
- [Adobe Primetime release notes](#)
- [Livefyre release notes](#)

Additional help resources for AEM

- [AEM as a Cloud Service user guides](#)
- [AEM 6.5 Learn & Support Home](#)
- [AEM 6.4 Learn & Support Home](#)
- [AEM 6.3 Learn & Support Home](#)
- [AEM 6.2 Learn & Support Home](#)

- [Cloud Manager User Guide](#)
- [Older Versions of AEM Documentation](#)
- [Dynamic Media Classic Help Home](#)

Adobe Campaign

Adobe Campaign provides an intuitive, automated way to deliver one-to-one messages across online and offline marketing channels. You can now anticipate what your clients want using experiences determined by their habits and preferences.

New product releases

Release information for Campaign Classic, Campaign Standard and Control Panel.

Campaign Classic

- 20.2.1 release - [Read more](#)

New and updated Campaign courses and tutorials

New videos, tutorials, or courses published over the past month.

Published	Name	Type	Description
July 10, 2020	Control Panel - GPG Key management - Decrypting data	Campaign Classic	Learn how to create a public key and import and install it on a Campaign instance for the decryption of inbound data.
July 10, 2020	Control Panel - GPG Key management - Using a GPG key to encrypt data	Campaign Classic	Learn how to export data using a GPG key installed on Control Panel.

Published	Name	Type	Description
July 10, 2020	<u>Control Panel - Generating and installing GPG keys for data encryption</u>	Campaign Classic	Learn how to generate a public/private GPG key pair and install the public key into Control Panel to be able to encrypt data before sending it from your instance.
July 21, 2020	<u>Managing Marketing Campaigns</u>	Campaign Classic	Understand the key concepts of Adobe Campaign that help effectively plan, execute, and measure cross-channel marketing campaigns.
July 22, 2020	<u>Creating a marketing plan, programs, and campaigns</u>	Campaign Classic	Learn how to create a marketing plan, program, and campaign, set properties for a campaign, and understand how to use the schedule. The video guides you through an exercise that you can follow along.

Published	Name	Type	Description
July 23, 2020	<u>Creating and managing profiles</u>	Campaign Classic	Understand the concept of profiles in Adobe Campaign Classic. Learn how to access profile data, sort and filter profiles and manually create and manage profiles.
July 28, 2020	<u>Personalizing emails using conditional content</u>	Campaign Classic	Learn how to add conditional content to a delivery on the example of a multi-lingual newsletter.
July 28, 2020	<u>Personalizing emails using personalization fields</u>	Campaign Classic	Learn how to add a personalization field to the subject line and the content of an email delivery.
July 28, 2020	<u>Targeting profiles in a workflow</u>	Campaign Classic	Understand the use of campaign workflows and learn how to create a workflow and target profiles in a workflow using filtering conditions.
July 31, 2020	<u>Generating a descriptive analysis report</u>	Campaign Classic	Learn how to generate a descriptive analysis report.

Published	Name	Type	Description
July 9, 2020	Control Panel - GPG Key management - Using a GPG key to encrypt data	Campaign Standard	Learn how to export data using a GPG key installed on Control Panel.
July 9, 2020	Control Panel - GPG Key management - Decrypting data	Campaign Standard	Learn how to create a public key and import and install it on a Campaign instance for the decryption of inbound data.
July 9, 2020	Control Panel - GPG Key management - Generating and installing GPG keys for data encryption	Campaign Standard	Learn how to generate and install a public/private key pair on a specified Campaign instance for the encryption of outbound data.

Help resources

- Adobe Campaign Standard: [Help Center](#) - [Release Notes](#) - [How-to videos](#) - [Release Planning - Latest documentation updates](#)
- Adobe Campaign Classic: [Help Center](#) - [Release Notes](#) - [How-to videos](#)- [Latest documentation updates](#)
- Adobe Campaign Control Panel: [Documentation](#) - [Release Notes](#) - [How-to-videos for Campaign Standard / Campaign Classic](#)



Release notes for Adobe Advertising Cloud.

- [New features in Advertising Cloud DSP](#)
- [New features in Advertising Cloud Search](#)

New features in Advertising Cloud DSP

Updated August 20

Feature	Description
Forecasting for Roku	Forecasting is now available for Roku placements.
Interactive pre-roll extended to include VAST inventory	Each interactive pre-roll placement and ad can now support both VPAID and VAST inventory. Note: If your primary KPI is viewability, then continue to create separate VPAID and VAST placements and ads because viewable impressions aren't available for VAST ads.

New features in Advertising Cloud Search

August 8 release

Feature	Description
Portfolios	Portfolio-level position limits are no longer available in portfolio settings. Any previously-created position limits were removed.

Feature	Description
Constraints	<p>Position-based constraints and constraint conditions are no longer supported:</p> <ul style="list-style-type: none"> • Min Pos and Max Pos constraints are no longer available and were removed from all previously-created Bid & Position Constraints and Impression Share constraints. • Existing Bid & Position constraints that included position constraints but no bid constraints were paused. They are still available in the UI and in reports. • Bid & Position constraints were renamed Bid constraints. • All position-based conditions (using Average Position, Weighted Average Position, or Last Known Pos metrics) in any type of constraint were removed. <p>Note: Position data will continue to be populated as long as it is available from the search engines. Microsoft Ads will retire position in September 2020.</p>
Campaigns	<p>(Google Ads campaigns) Advertising Cloud Search now supports ad customizers in responsive search ads (RSAs). Previously, they were supported in all ad types except for RSAs.</p>

For Magento release notes, see:

- [Magento Commerce 2.3.5](#)
- [Magento Open Source 2.3.5](#)

Marketo Engage

Marketo Engage is a complete applications for lead management and B2B marketers looking to transform customer experiences by engaging across every stage of complex buying journeys.

Core Marketo Engage updates

See Marketo [release notes](#) for the latest release information.

Upcoming features

The following features are releasing throughout the quarter:

Feature	Description
Bizible	<ul style="list-style-type: none">• New account-based segmentation• Save dashboard-specific filters• Export Bizible dashboards as PDFs
Sales Connect	Compose Window and Command Center updates/enhancements

Announcements

Marketo Engage Success Center: Launching in February 2020. The Success Center is an in-product help center that enables you to search Product Docs and the Community, launch how-to guides, access adoption content, and more. Note: This feature will be launched as a beta in ANZ and will roll out to North America later in the quarter.

Deprecations

- **Asset API “_method” Parameter:** After September 2020, Asset API Endpoints will no longer accept _method to pass Query Parameters in a POST body to bypass URI length limitations.
- **Internet Explorer Support Deprecation:** Beginning with the July release on July 31, 2020, the Marketo Engage user interface will no longer be supported on Internet Explorer.

For cumulative and historical release notes, see [Marketo release notes](#).

[Previous page](#)

[Next page](#)


Adobe Experience Cloud Release Notes - September 2020

Last update: September 1, 2020

TOPICS: Release Notes

Bookmark

Copy link



This page describes new features, fixes, and important notices in Adobe Experience Cloud. It also highlights new documentation, training courses, and video tutorials to help you get the most out of Experience Cloud.

NOTE

Subscribe to the [Adobe Priority Product Update](#) to be notified via email about upcoming releases.

Release date: September 10, 2020

Product release dates may vary. Check back frequently for updates.

Latest update: September 29, 2020

- [Adobe System Status](#)
- [Experience Cloud interface](#)

- [Experience Platform](#)
- [Journey Orchestration](#)
- [Analytics](#) (Updated Sept. 29, 2020) and [Customer Journey Analytics](#)
- [Audience Manager](#)
- [Experience Manager](#)
- [Campaign](#)
- [Advertising Cloud](#)
- [Target](#)
- [Magento](#)
- [Marketo Engage](#)
- [Primetime](#)

Need help? Visit [Experience League](#) to find product and technical documentation, Adobe-curated courses, video tutorials, quick answers, community insight, and instructor-led training.

Adobe System Status

Adobe System Status provides detailed information, status updates, and email notifications about Adobe cloud products and services outage, disruption, and maintenance events. Check it out at status.adobe.com.

See [Adobe System Status - May 21, 2020](#) for the latest release information.

Experience Cloud interface

See [Cumulative release notes](#) for the latest release information for the Experience Cloud interface (Customer Attributes, Audiences, user and product administration).

Adobe Experience Platform

Release notes for the Experience Platform and application services, including Experience Platform Launch, Offers, People, Places, Mobile Services, and security bulletins.

Release date: **September 9, 2020**

Updates to existing features in Adobe Experience Platform:

- [Data Science Workspace](#)
- [Destinations](#)
- [Sources](#)

See [Experience Platform release notes](#) for the latest information about Experience Platform.

Experience Platform and services tutorials and courses

New videos, tutorials, or courses published for Experience Platform and services.

Published	Name	Type	Description
August 17, 2020	Debugging a Launch implementation	Video	An introduction to some common tools and techniques to debug a Launch implementation. Learn how to use the browser's developer console and the Experience Platform Debugger extension to identify and troubleshoot key aspects of a Launch implementation.

Published	Name	Type	Description
August 17, 2020	<u>Create a Launch Cloud Service configuration</u>	Video	Learn how to create a new Launch Cloud Services configuration. The Launch Cloud Service configuration can then be applied to an existing Site and the Launch libraries can be observed loading in both Author and Publish environments.
August 17, 2020	<u>Connect AEM with Launch using Adobe I/O</u>	Video	Learn how to create an IMS configuration with Adobe I/O to authenticate AEM with the Launch API. Once this integration is in place, AEM will be able to communicate via the Launch API to access Launch properties.

Published	Name	Type	Description
August 17, 2020	<u>Google Customer Match</u>	Video	This video shows how Adobe's Real-Time CDP and Google's Customer Match capabilities can help brands engage with their customers on Google's owned and operated properties with the business objective increase their outreach campaigns.
August 17, 2020	<u>Course Intro for Getting Started with Adobe Experience Platform for Data Engineers</u>	Video	An introductory video for the <u>Getting Started with Adobe Experience Platform for Data Engineers</u> course.
August 17, 2020	<u>Getting Started with Adobe Experience Platform for Data Engineers</u>	Course	Learn how to accomplish key Data Engineer tasks in Adobe Experience Platform. This introductory-level course uses videos and hand-on exercises to get you started ingesting batch data, ingesting streaming data with Web SDK, running queries and more.

Published	Name	Type	Description
August 17, 2020	<u>Course Intro to Getting Started with Adobe Experience Platform for Data Architects</u>	Video	This video gives you an overview of the <u>Getting Started with Adobe Experience Platform for Data Architects</u> course.
August 17, 2020	<u>Getting Started with Adobe Experience Platform for Data Architects</u>	Video	Learn how to accomplish key Data Architect tasks in Adobe Experience Platform. This introductory-level course uses videos and hand-on exercises to get you started modeling data into XDM schema, labeling identities to stitch data into Real-time Customer Profiles, creating segments and more.

Journey Orchestration

Using Adobe Experience Platform, orchestrate individual customer journeys at scale across experience channels by intelligently anticipating every individual's needs in real time, wherever their journey takes them.

New product releases

- August release - [Read more](#)

Journey Orchestration courses and tutorials

New videos, tutorials, and courses published for Journey Orchestration.

Published	Name	Type	Description
August 10, 2020	Using segment qualification events	Video	This video gives you a brief introduction on how to create a journey with a Segment Qualification event as entry or exit point.

Additional resources for Journey Orchestration

[Documentation](#) - [Release Notes](#) - [How-to videos](#)



Adobe Analytics

- [New features in Adobe Analytics](#)
- [New features in Customer Journey Analytics](#)
- [New features in Media Analytics](#)
- [Fixes in Adobe Analytics](#)
- [Important notices for Analytics administrators](#) (Updated Sept. 29, 2020)
- [Analytics courses and tutorials](#)
- [AppMeasurement](#)

New features in Adobe Analytics

Feature	<u>General Availability - Target Date</u>	Description
Cross-Device Analytics: Availability in EMEA and APAC	August 31, 2020	<u>Cross-Device Analytics</u> and private graph are available for customers in EMEA and in APAC.
Enhancement to field-based stitching in Cross-Device Analytics (available worldwide)	August 31, 2020	This simplified implementation for new Cross-Device Analytics customers gives you the option to stitch based on a user ID stored in an Analytics field (prop or eVar) instead of using device graph (co-op or private.) The enhancement removes the requirement to implement ECID and removes the requirement to implement ID syncing for purposes of CDA. (ECID and ID syncing are still required for certain other features.)
China Data Collection, Phase 2	Sept. 1, 2020	Expanded support for First-party SSL.
New date ranges in Workspace	Sept. 10, 2020	We are adding 5 new date ranges so you can choose from date ranges that do not include partial day data from today: Last 7 full days, Last 14 full days, Last 30 full days, Last 60 full days, Last 90 full days

Feature	<u>General Availability</u> - Target Date	Description
Workspace: Download 50K items for a single dimension	Sept. 17, 2020	You will be able to download 50,000 items for a single dimension in a freeform table, with segments and filters applied. This allows you to access more than the 400 rows of data outside of Analysis Workspace. Learn more...

Feature	<u>General Availability</u> - Target Date	Description
Workspace: Enhancements to Line visualization	Sept. 17, 2020	<ul style="list-style-type: none"> • You can show or hide the x-axis and y-axis of any Line visualization. This can be especially helpful when your Line visualizations are more compact. • You can overlay a minimum and maximum value label on any Line visualization to quickly highlight the peaks and valleys in a metric. • You can overlay different regression trend lines on any Line visualization to more easily see the trend in the data. Options include Linear, Logarithmic, Exponential, Power and Quadratic. <p>Learn more...</p>

New features in Customer Journey Analytics

Feature	<u>General Availability - Target Date</u>	Description
Changes to Customer Journey Analytics permissions	Sept. 9, 2020	<p>CJA will no longer treat all users as admins. Only users who have been designated as product admins in the Adobe Admin Console will be able to do the following actions:</p> <ul style="list-style-type: none"> • Create/update/delete Connections or Data Views • Update/delete projects, filters, or calc metrics that were created by other users • Share a Workspace project to all users <p>Learn more...</p>
Support for Anomaly Detection	Sept. 10, 2020	<p>Anomaly Detection lets you identify which statistical fluctuations matter and which don't. This feature is now supported in Customer Journey Analytics.</p>

Feature	<u>General Availability</u> - Target Date	Description
New date ranges in Workspace	Sept. 10, 2020	We are adding 5 new date ranges so you can choose from date ranges that do not include partial day data from today: Last 7 full days, Last 14 full days, Last 30 full days, Last 60 full days, Last 90 full days

Feature	<u>General Availability</u> - Target Date	Description
Workspace: Enhancements to Line visualization	Sept. 17, 2020	<ul style="list-style-type: none"> • You can show or hide the x-axis and y-axis of any Line visualization. This can be especially helpful when your Line visualizations are more compact. • You can overlay a minimum and maximum value label on any Line visualization to quickly highlight the peaks and valleys in a metric. • You can overlay different regression trend lines on any Line visualization to more easily see the trend in the data. Options include Linear, Logarithmic, Exponential, Power and Quadratic. <p>Learn more...</p>

New features in Media Analytics

Feature	<u>General Availability</u> - Target Date	Description
Media Concurrent Viewer panel in Workspace	Sept. 17, 2020	The Media Concurrent Viewers panel enables you to understand where peak concurrency occurred or where drop-offs happened. It provides valuable insight into the quality of content and viewer engagement, and helps with troubleshooting or planning for volume/scale. Learn more...

Fixes in Adobe Analytics

- Fixed an issue that prevented the filtering of Workspace columns by the “unspecified” dimension. (AN-222393)
- Fixed a connect timeout issue that prevented Scheduled Projects from delivering. (AN-223916)
- Fixed an issue with Visit segments in virtual report suites not working properly. (AN-225719)
- Fixed a Chrome browser version issue in Adobe Report Builder. (AN-226718)
- Fixed an issue with curated virtual report suites that could still be broken down by any dimensions/metrics in the VRS. (AN-228035)
- Fixed an issue with the search functionality in the Segment Manager not working properly. (AN-226954)
- Fixed an issue with timeout errors in Workspace when trying to share projects with more than one or two users. (AN-229443)
- Fixed an issue with an API requests throwing a system failure error. (AN-229537)
- Fixed a Classification Rule Builder issue that lead to key values not getting classified. (AN-229786, AN-230300, AN-230563)

- Fixed an issue with the Data Insertion API not reporting some data. (AN-230587)
- Fixed an issue with Data Warehouse request not being able to get and verify a file with basename. (AN-230642)
- (Customer Journey Analytics) Fixed a permissions issue with sharing projects in CJA. (AN-226592)

Additional Adobe Analytics fixes

AN-215683; AN-216894; AN-226370; AN-227138; AN-227154; AN-227328; AN-227486; AN-227672; AN-228264; AN-228960; AN-229031; AN-229274; AN-229319; AN-229353; AN-229537; AN-229610; AN-229975; AN-230008; AN-230015; AN-230347; AN-230468; AN-230473; AN-231326; AN-231329; AN-231345; AN-231509; AN-231795; AN-231901

Important notices for Analytics administrators

Notice	Date Added or Updated	Description
Adding HSTS header to all incoming HTTPS requests	Sept. 29, 2020	On Sept. 29, 2020, we started adding the HSTS header to all incoming requests that use HTTPS. This instructs the browser/client to make all future requests in HTTPS, which is considered a security best practice. At this point, we will not enforce this for incoming requests using HTTP.

Notice	Date Added or Updated	Description
Change to ECID cookie setting	Sept. 22, 2020	<p>An update to the privacy settings for Chrome version 80 impacted the ability of Adobe Analytics to track some users viewing Google AMP pages. Specifically, it prevents cross-domain tracking of users viewing Google-hosted AMP pages. This could result in inflated counts of unique visitors. This fix allows users to address this problem by changing the settings for their ECID cookies. Currently, Analytics sets ECID cookies with the setting SameSite = Lax which, prior to version 80 of Chrome, allowed cross-domain tracking. This is no longer the case. This change allows users to update the SameSite setting for ECID cookies to None. Note that this does allow the Analytics cookie to be shared in more situations, but Analytics cookies do not contain any sensitive information. In addition, when choosing this setting, cookies must be set to Secure so that data can only be passed via HTTPS connections. If you would like to make this change,</p>

Notice	Date Added or Updated	Description
		please have a supported user open a ticket with Customer Care.
Migration from omniture.com to adobe.com domain	August 21, 2020	On August 13, 2020, Adobe Analytics migrated its frontend architecture from `omniture.com
Update on Ad Hoc Analysis Java 8 compatibility	August 21, 2020	Ad Hoc Analysis is not currently compatible with Java 8 versions 1.8.0_261+. To ensure that your access to this tool is not disrupted before the <u>end-of-life date</u> is reached, we recommend that you maintain a Java 8 version prior to 1.8.0_261.
EOL of Adobe Data Connectors	July 13, 2020	Adobe Data Connectors are powered by legacy technology that is no longer viable or supported. We have a new standard in the <u>Adobe Exchange Partner Program</u> that should be adopted for any integrations that wish to continue to be offered and supported. The official end-of-life date is still to be determined, but we anticipate it to be in the next 12-18 months (mid 2021 to end of 2021). <u>Learn more...</u>

Notice	Date Added or Updated	Description
Report suite mapping to IMS org	July 2020	<p>The report suite mapping tool will be discontinued in November 2020. This feature powers integrations such as Advertising Analytics and Experience Cloud segment publishing in Adobe Analytics. A report suite must be mapped to an IMS org to enable these and other services. Newer report suites are automatically mapped upon creation. However, older report suites must be manually mapped to an IMS org.</p>

Notice	Date Added or Updated	Description
Migration to unified product domain	Effective date: May 28, 2020	<p>The migration to a unified product domain for Adobe Analytics, which began in January 2020, completed on May 28, 2020. While Adobe Analytics works to remove all <code>omniture.com</code> domain references from its architecture, it is important to allowlist <code>omniture.com</code> as a third-party cookie. When the full architecture migration is (soon) completed, we will notify you via the release notes and this allowlist step will no longer be needed. Here is a full list of recommended IP addresses and domains that you should allowlist. If your organization blocks third-party cookies, please reach out to Customer Care to regain your access to Adobe Analytics.</p>
New Adobe Analytics default landing page	Effective Date: June 18, 2020	<p>On June 18, 2020, the default landing page for Adobe Analytics will change from Reports to Workspace. This change will occur for any users who have not previously set a custom landing page.</p>

Notice	Date Added or Updated	Description
Change to how Entries/Exits are calculated in Workspace	April 7, 2020	In Analysis Workspace, as of March 2020, we have changed how the <i>None</i> value interacts with Entries/Exits. Because you can now turn <i>Nones</i> on and off in Analysis Workspace, we apply the <i>None</i> value after the entry or exit, whereas (for eVars) it used to be applied before entry or exit. For example, assume that the first hit of a visit has no value for eVars, but the second hit does. In Reports & Analytics the first hit will show as <i>Unspecified</i> for the Entry, but in Analysis Workspace it will show up as the value on the second hit.
EOL of Dashboard Archive	March 27, 2020	The View Archive setting under Manage Dashboards in Reports & Analytics will no longer be available as of October, 2020.

Notice	Date Added or Updated	Description
EOL of Analytics Legacy APIs	January 9, 2020	<p>In November 2020, the following Analytics Legacy API services will reach their end-of-life and will be shutdown. Current integrations built using these services will stop working.</p> <ul style="list-style-type: none">• 1.3 Analytics APIs• 1.4 SOAP Analytics APIs• Legacy OAuth Authentication (OAuth and JWT) <p>We have provided a Legacy API EOL FAQ to help answer your questions and provide guidance on how to proceed. API integrations that employ these services can migrate to the 1.4 Analytics REST APIs or the 2.0 Analytics APIs. Legacy OAuth accounts can migrate to an Adobe Developer Analytics integration account, which can be used to access both the 1.4 Analytics APIs and 2.0 Analytics APIs.</p>

Notice	Date Added or Updated	Description
San Jose FTP Broker Ending for London and Singapore	July 2020	<p>For customers in London and Singapore, we will no longer support brokering of data between London or Singapore and the San Jose data center</p> <p>ftp.omniture.com.</p> <ul style="list-style-type: none"> • For London, use ftp3.omniture.com • For Singapore, use ftp4.omniture.com
EOL of Ad Hoc Analysis	Aug 6, 2018	<p>Adobe announced the intention to end-of-life Ad Hoc Analysis. An end-of-life date will be shared once available. For more information, visit Discover Workspace.</p>

AppMeasurement

For the latest updates on AppMeasurement releases, please refer to [AppMeasurement for JavaScript release notes](#).

Analytics courses and tutorials

New courses, tutorials, and articles in Analytics and Customer Journey Analytics.

Published	Name	Type	Description
August 30, 2020	<u>Saving, Sharing, and Collaborating on Projects in Analysis Workspace</u>	Video	In Analysis Workspace, learn how to add text explanations to a table, create a direct link for your project, and share it.
August 28, 2020	<u>Course Introduction - Attributing Value to Digital Touch-points in the Customer Journey</u>	Video	In this introductory video, learn the prerequisites and course content for the <u>Attributing Value to Digital Touch-points in the Customer Journey</u> course.

Published	Name	Type	Description
August 28, 2020	<u>Attributing Value to Digital Touch-points in the Customer Journey</u>	Course	Get to know your site visitors by understanding what brought them to your site, how to allocate credit for conversion on your site to different channels, and even understand how other items on your site drive conversion. This course teaches you the main visualizations that show this analysis, and also how to use Attribution IQ to assign attribution models in your analysis.

Published	Name	Type	Description
August 21, 2020	<u>Using cross-tab analysis to explore basic marketing attribution in Analysis Workspace</u>	Video	There are many ways you can take your attribution methodology to the next level with Adobe Analytics. In this video, we highlight how you can derive deeper insights from the Marketing Channels report using cross-tab analysis in Workspace.
August 21, 2020	<u>Right-click for Workspace Efficiency</u>	Video	Learn about all of our favorite Analysis Workspace right-clicks and how to use them. From Freeform Tables to Fallout Visualizations, right-clicking will make you more efficient and proficient in Workspace.

Analytics help resources

- [Adobe Analytics Tutorials](#)
- [Adobe Analytics Product Documentation](#)

Adobe Audience Manager

New features, fixes, documentation and tutorials in Audience Manager.

Release date: **September 20, 2020**

New features and fixes in Adobe Audience Manager

- Fixed an issue in Audience Lab where a test segment population was not available under Aggregate Reporting. (AAM-54553)
- Fixed an issue where segments using third-party algorithmic models were not shown in the Segment Usage view in Audience Marketplace. (AAM-54595)
- Fixed an issue where some users were experiencing errors when trying to delete data sources, even though no traits or segments were mapped to the data sources. (AAM-55609)
- Fixed an issue where segments would not be displayed in the Visitor Profile Viewer report. (AAM-55780)
- Fixed an issue on the Destinations list page, where after selecting **Lifetime** in the **Look Back Window for Metrics** filter, a blank page would be returned. (AAM-49732)
- Fixed an issue in the traits dashboard where, when filtering from **All Traits** to any filter (**Rule-based**, **Onboarded**, etc.), the metrics would update, but the trait name and ID would not. (AAM-55823)
- Fixed an issue in People-based destinations, where segments mapped to Facebook would not update because of a missing `traitAlias` field in an API call. (AAM-55952)
- Fixed an issue in Trend Reports where the graph would not refresh when toggling between traits and segments (AAM-54736)
- Fixed an issue in Look-alike Modeling where pressing the **Pause** control would not pause the model, but close it instead. (AAM-56121)
- Multiple accessibility improvements across the interface. (AAM-48950, AAM-48957, AAM-49022, AAM-49026, AAM-49044, AAM-49069, AAM-49370, AAM-55989, AAM-55990).

Audience Manager courses and tutorials

New videos, tutorials, or courses published for Audience Manager.

Published	Name	Type	Description
August 17, 2020	<u>Mapping Audience Manager Segments to Destinations</u>	Video	Learn about the different types of destinations in Audience Manager and the details of mapping segments to each destination type.
August 14, 2020	<u>Getting the most out of Profile Merge Rules - Tips, Tricks and Strategies</u>	Article	Varun Kalra, Multi-Solution Consultant at Accordant, gives tips on choosing and using Profile Merge Rules.
August 14, 2020	<u>Traits and Segments Best Practices</u>	Article	Matt Vittorioso, Senior Marketing Specialist at Ally Financial, gives tips on managing traits.

Published	Name	Type	Description
August 12, 2020	<u>Understanding and Configuring the Google Customer Match People-Based Destination</u>	Video	This video walks you through the details and use case of the Google Customer Match People-Based Destination, and includes a walk-through of creating a segment and mapping it to a destination. It also shows the audience landing in the Google Ad Console.
August 13, 2020	<u>Course Introduction - Audience Segment Creation and Strategies</u>	Video	In this video, learn what is awaiting you inside the Audience Segment Creation and Strategies course.
August 13, 2020	<u>Using Code View when Building Segments</u>	Video	Learn how to use code view to define segments, allowing you to create complex trait combinations, including using recency and frequency.

Published	Name	Type	Description
August 21, 2020	Audience Segment Creation and Strategies	Course	In this course, learn segments from A to Z. Learn how to create them, manage them, and activate them to destination partners. See some helpful use cases, and even get some tips and tricks from customers.

Adobe Experience Manager

New features, fixes, and updates in Adobe Experience Manager (AEM). Adobe recommends customers with on-premise deployments to deploy the latest patches to ensure higher stability, security, and performance.

Product updates

- **AEM 6.5.6.0**
AEM 6.5, Service Pack 6 (6.5.6.0 released September 3, 2020) is an important update that includes new features, key customer enhancements, improved performance, stability, and security, released since the general availability of AEM 6.5, April 2019.
 - [Release notes](#)
 - [AEM Forms release deliverables](#)
- **AEM 6.4.8.2**
AEM 6.4, Service Pack 8, Cumulative Fix Pack 2 (6.4.8.2 released September 3, 2020) is an important update that includes several internal and customer fixes since the general availability of AEM 6.4, Service Pack 8 (6.4.8.0), March 2020.
 - [Release notes](#)

- [AEM Forms release deliverables](#)

Product releases

- **AEM as a Cloud Service**

What is new on AEM as a Cloud Service? Featured highlights include the following:

- Ability in AEM as a Cloud Service to [restore pages and sub-pages \(page trees\) to an earlier version](#).
- Video transcoding is now supported with asset micro-services, with a new Video section in the Processing Profiles screen supporting configuration of video bitrate and dimensions (output format is MP4 with H.264 codec). For details, see [manage video assets](#). For more transcoding options and video delivery Dynamic Media add-on can be used.
- A new asset download experience allows,
 - Asynchronous download for large downloads so that users don't have to wait.
 - A new modular API for developer extensibility.
- You can now invalidate the CDN (Content Delivery Network) cache directly from Dynamic Media in AEM as a Cloud Service (as opposed to using Dynamic Media Classic) to ensure the latest assets are served within minutes instead of hours. See [Invalidating the CDN cache by way of Dynamic Media](#).
- Enhanced accessibility support is added to user interface controls, navigation, browse, and search experience in Assets.
- AEM Desktop app 2.0.3 release is now available, improving compatibility with AEM 6.5, Service Pack 5 (AEM 6.5.5) and updating client OS compatibility list (removing Windows 7 and MacOS versions before 10.14).
- Product Console feature is now available in AEM Commerce as a Cloud Service. This allows marketers and authors in AEM to view and navigate categories and products that are stored in the commerce backend. Support for properties for categories and products in the Product Console also provided.
- Product and Category Pickers improved to allow marketers to select product via SKU or select category by way of category ID.
- Content Audit is a feature enabled on Cloud Manager Sites Production Pipelines. The Production Pipeline configuration for programs with Sites now includes a third tab named **Content Audit**. Whenever a production pipeline is run, a new Content Audit step will be

included in the pipeline after custom functional testing which will evaluate the site against a number of dimensions including performance, SEO (Search Engine Optimization), accessibility, best practices and PWA (Progressive Web App).

- Newly created environments in Assets programs will now be automatically configured with Smart Content Services.
 - Hibernated environments can be de-hibernated from the Cloud Manager's **Overview** page.
 - Ability to perform Experience Checks on pages, powered by Google Lighthouse. As part of Cloud Manager pipeline, up to 25 pages can be checked and validated against experience KPIs, and scores are displayed in Cloud Manager UI.
 - See the [AEM as a Cloud Service release notes](#).
- **Experience Manager Desktop App 2.0.3.2**

This minor release included the following:

- Fixing an issue where desktop app version 2.0.2 for Windows did not work with AEM 6.5.5 instance.
 - Updating the supported OS platforms to Win 10 with the latest service pack and Mac OS 10.14 or later.
 - See the [release notes](#).
- **AEM Assets Brand Portal**

This release included the following:

- A document viewer for an enhanced PDF viewing experience.
- Enhancements in download assets configuration and experience.
- Fixes to critical product issues.
- See the [release notes](#).

Self-Help

- **New Tools for AEM as a Cloud Service Transitions**
 - AIO-CLI plugin released to unify code refactoring tools to enable developers to invoke and execute code refactoring tools from one place. See the GitHub resource [aio-cli-plugin-aem-cloud-service-migration](#) for more details.

- AEM Dispatcher Converter extended to support conversions of On-premise and Adobe Managed Services Dispatcher configurations into AEM as a Cloud Service compatible Dispatcher configurations. See the GitHub resource [AEM Cloud Service Dispatcher Converter](#) for more details.
- AEM Dispatcher Converter re-written in node.js and integrated with AIO-CLI plug-in.
- **CDN Invalidation in Dynamic Media**

You can now send a request from within Dynamic Media to have the CDN cache expire within minutes. This feature is useful when you make updates to assets and you want those changes to take effect immediately on your website.

See [Invalidating the CDN cache by way of Dynamic Media](#).
- **On and Off Times for Publishing Pages**

When publishing pages using [On and Off Times](#), see the Basic tab of Page Properties, you can now [pre-configure Auto-Replication](#).
- **Core Components**

Core Components release 2.11.0 introduces support for AMP and is now available along with [authoring documentation](#) and [developer details and project download available on GitHub](#).
- **Forms**
 - Updated [Gov and We.Finance reference sites walk-throughs](#) are available. You can use these reference sites to learn end-to-end workflows to create and deliver forms for government and financial verticals.
 - A [sample implementation of Save as Draft SPI](#) is available. You can use the example to implement the Save as a Draft feature for your Interactive Communications Agent UI. It helps agents in saving and retrieving drafts to speed up Interactive Communications generation.
 - Instruction to [install and validate the installation of Visual C++ redistributables](#) while installing AEM Forms add-on package is available. This helps reduce errors related to Visual C++ redistributables installation and configuration.
 - [Configure Adobe Sign with adaptive forms](#) documentation is thoroughly tested and revamped. It now includes additional instructions to help smoothly configure Adobe Sign with adaptive forms.
 - (AEM Forms on JEE only) Documentation to [create an Invite External Users Handler for the Rights Management service](#) is available.

Community

- **The latest AEM content on Experience League**

This is the official source of Digital Experience technical content produced by Adobe. See the full list [here](#).

New Experience Manager courses and tutorials

New videos, tutorials, and courses published over the past month.

Published	Name	Type	Description
August 31, 2020	Configure XDP templates to utilize AEM Forms and Adobe Sign Integration	Video	Leverage existing XDP templates with AEM Forms and Sign integration.
August 25, 2020	Configuring Adaptive Form for 2 signers	Video	Configure multiple signers and specify the order (sequential or parallel) using the Adaptive Forms interface.
August 17, 2020	Configuring access to AEM	Video	Explore how users authenticate using Adobe IMS to AEM as a Cloud Service, and how Adobe IMS Users, User Groups, and Product Profiles are used to control access to AEM and its features and functionalities.

Published	Name	Type	Description
August 17, 2020	<u>Configuring access to AEM walk-through</u>	Video	An abridged walk-through configuring Adobe IMS Users, User Groups, and Product Profiles in Adobe Admin Console. Also, learn how to leverage these Adobe IMS abstractions in AEM Author to define and manage specific group-based permissions.
August 17, 2020	<u>AEM users, groups and permissions</u>	Video	Adobe Experience Manager builds on Adobe IMS users, User Groups, and Product Profiles to provide customizable access to AEM. Learn how to define AEM groups and permissions and how they work in concert with Adobe IMS abstractions to provide seamless and customizable access to AEM.

Published	Name	Type	Description
August 17, 2020	<u>Debugging a Launch implementation</u>	Video	An introduction to some common tools and techniques to debug a Launch implementation. Learn how to use the browser's developer console and the Experience Platform Debugger extension to identify and troubleshoot key aspects of an Experience Platform Launch implementation.
August 17, 2020	<u>Create a Launch Cloud Service configuration</u>	Video	Learn how to create a new Experience Platform Launch Cloud Services configuration. The Launch Cloud Service configuration can then be applied to an existing Site and the Launch libraries can be observed loading in both Author and Publish environments.

Published	Name	Type	Description
August 17, 2020	<u>Connect AEM with Launch using Adobe I/O</u>	Video	Learn how to create an IMS configuration with Adobe I/O to authenticate AEM with the Experience Platform Launch API. Once this integration is in place, AEM will be able to communicate via the Launch API to access Launch properties.
August 17, 2020	<u>Create a Launch Property</u>	Video	Learn how to create a Launch property with the bare-minimum configuration needed to set up the rest of the integration. Users will get introduced to the Launch UI and learn about extensions, rules and publishing workflows.

Published	Name	Type	Description
August 17, 2020	<u>Integrating Experience Platform Launch and AEM</u>	Video	Experience Platform Launch is Adobe's next-generation tag management platform and the best way to deploy Adobe Analytics, Target, Audience Manager and many more solutions. Get an overview of Experience Platform Launch and the recommended integration with Adobe Experience Manager.
August 17, 2020	<u>Configuring AEM Assets for Administrators</u>	Video	In this video, administrators can learn about configuring AEM Assets.
August 17, 2020	<u>Prefilling adaptive forms using the form data model</u>	Course	You can pre-fill the fields of an adaptive form using existing data. In this course, learn to pre-fill the fields using the form data model's request attribute.

Published	Name	Type	Description
August 17, 2020	<u>Adobe IMS Product Profiles</u>	Video	Adobe IMS product profiles entitle users to log into an AEM Author service, and provide a baseline of access, depending on the which product profile they are added to.
August 17, 2020	<u>Adobe IMS user groups</u>	Video	Adobe IMS user groups establish logical sets of users that are exposed to AEM, where they can be leveraged to define fine-tune permissions to AEM users.
August 17, 2020	<u>Adobe IMS users</u>	Video	Learn about what Adobe IMS users are, and how they are accessed and managed in Admin Console, and how they can be used to log in to AEM as a Cloud Service.

Published	Name	Type	Description
August 17, 2020	<u>Getting started with HTML5 Forms for developers</u>	Course	HTML5 forms offers rendering of XFA form templates in HTML5 format. This capability enables the rendering of forms on mobile devices and desktop browsers on which XFA-based PDF is not supported.

Experience Manager release information

All Experience Manager release notes are maintained at the following pages:

- [AEM as a Cloud Service release information](#)
- [AEM Cloud Manager release notes](#)
- [Automated Forms Conversion Service release notes](#)
- [AEM 6.5 Service Pack release notes](#)
- [AEM 6.4 Cumulative Fix Pack release notes](#)
- [AEM Assets Dynamic Media release notes](#)
- [AEM Brand Portal release notes](#)
- [AEM desktop app release notes](#)
- [AEM Dispatcher release notes](#)
- [Adobe Primetime release notes](#)
- [Livefyre release notes](#)

Additional help resources for AEM

- [AEM as a Cloud Service user guides](#)
- [AEM 6.5 Learn & Support Home](#)
- [AEM 6.4 Learn & Support Home](#)
- [AEM 6.3 Learn & Support Home](#)
- [AEM 6.2 Learn & Support Home](#)
- [Cloud Manager User Guide](#)
- [Older Versions of AEM Documentation](#)
- [Dynamic Media Classic Help Home](#)

Adobe Campaign

Adobe Campaign provides an intuitive, automated way to deliver one-to-one messages across online and offline marketing channels. You can now anticipate what your clients want using experiences determined by their habits and preferences.

New product releases

Release information for Campaign Classic, Campaign Standard and Control Panel.

Campaign Classic

- 20.2.2 release - [Read more](#)

New Campaign courses and tutorials

New videos, tutorials, or courses published over the past month.

Published	Name	Solution	Description
August 10, 2020	<u>Refining targets by combining query results</u>	Campaign Classic	Learn how to refine your target by combining query results in a workflow using the intersection or the union activities.
August 10, 2020	<u>Using the update list activity to create a list with a workflow</u>	Campaign Classic	Understand the concept of lists in Adobe Campaign Classic and learn how to create a list using the update list activity in a workflow.
August 20, 2020	<u>Refining targets by excluding query results</u>	Campaign Classic	Learn how to refine your target by applying a standard exclusion to a workflow. You will also learn how to create predefined filters and how to trouble shoot your workflow.
August 25, 2020	<u>Creating Direct Mail deliveries</u>	Campaign Classic	Understand how direct mail works in Adobe Campaign and learn how to create, format and execute a direct mail delivery.

Help resources

- Adobe Campaign Standard: [Help Center](#) - [Release Notes](#) - [How-to videos](#) - [Release Planning](#) - [Latest documentation updates](#)
- Adobe Campaign Classic: [Help Center](#) - [Release Notes](#) - [How-to videos](#) - [Latest documentation updates](#)
- Adobe Campaign Control Panel: [Documentation](#) - [Release Notes](#) - [How-to-videos](#) for [Campaign Standard](#) / [Campaign Classic](#)

Advertising Cloud

Release notes for Adobe Advertising Cloud.

- [New features in Advertising Cloud DSP](#)
- [New features in Advertising Cloud Search](#)

New features in Advertising Cloud DSP

Feature	Description
Interactive pre-roll extended to include VAST inventory	Each interactive pre-roll placement and ad can now support both VPAID and VAST inventory. Note: If your primary KPI is viewability, then continue to create separate VPAID and VAST placements and ads because viewable impressions aren't available for VAST ads.

New features in Advertising Cloud Search

August 8 release

Feature	Description
Portfolios	Portfolio-level position limits are no longer available in portfolio settings. Any previously-created position limits were removed.
Constraints	<p>Position-based constraints and constraint conditions are no longer supported:</p> <ul style="list-style-type: none">• Min Pos and Max Pos constraints are no longer available and were removed from all previously-created Bid & Position constraints and Impression Share constraints.• Existing Bid & Position constraints that included position constraints but no bid constraints were paused. They are still available in the UI and in reports.• Bid & Position constraints were renamed Bid constraints.• All position-based conditions (using Average Position, Weighted Average Position, or Last Known Pos metrics) in any type of constraint were removed. <p>Note: Position data will continue to be populated as long as it is available from the search engines. Microsoft Ads will retire position in September 2020.</p>

Feature	Description
Campaigns	(Google Ads campaigns) Advertising Cloud Search now supports ad customizers in responsive search ads (RSAs). Previously, they were supported in all ad types except for RSAs.

Magento

For Magento release notes, see:

- [Magento Commerce 2.3.5](#)
- [Magento Open Source 2.3.5](#)

Marketo Engage

Marketo Engage is a complete applications for lead management and B2B marketers looking to transform customer experiences by engaging across every stage of complex buying journeys.

Core Marketo Engage updates

See Marketo [release notes](#) for the latest release information.

Upcoming features

The following features are releasing throughout the quarter:

Feature	Description
Bizible	<ul style="list-style-type: none">• New account-based segmentation• Save dashboard-specific filters• Export Bizible dashboards as PDFs
Sales Connect	Compose Window and Command Center updates/enhancements

Deprecations

- **Asset API “_method” Parameter:** After September 2020, Asset API Endpoints will no longer accept _method to pass Query Parameters in a POST body to bypass URI length limitations.
- **Internet Explorer Support Deprecation:** Beginning with the July release on July 31, 2020, the Marketo Engage user interface will no longer be supported on Internet Explorer.

For cumulative and historical release notes, see [Marketo release notes](#).

[Previous page](#)

[Next page](#)


Adobe Experience Cloud Release Notes - October 2020

Last update: October 1, 2020

TOPICS: Release Notes

Bookmark

Copy link



This page describes new features, fixes, and important notices in Adobe Experience Cloud. It also highlights new documentation, training courses, and video tutorials to help you get the most out of Experience Cloud.

IMPORTANT

This page may contain pre-release content for certain products and is subject to change prior to release dates. Check back frequently for updates.

NOTE

Subscribe to the [Adobe Priority Product Update](#) to be notified via email about upcoming releases.

Latest update: **October 8, 2020**

- [Adobe System Status](#)

- [Experience Cloud services and administration](#)
- [Experience Platform](#)
- [Journey Orchestration](#)
- [Analytics and Customer Journey Analytics](#)
- [Audience Manager](#)
- [Experience Manager](#)
- [Campaign](#)
- [Advertising Cloud](#)
- [Target](#)
- [Magento](#)
- [Marketo Engage](#)
- [Primetime](#)
- [Document Cloud](#)

Need help? Visit [Experience League](#) to find product and technical documentation, Adobe-curated courses, video tutorials, quick answers, community insight, and instructor-led training.

NOTE

Experience Cloud documentation is moving to Experience League. During October, all release notes, articles, videos, and tutorials will move from their current location at experienceleague.adobe.com to Experience League. This move ensures that all learning, self-help, enablement, and community content is served from a single location. When this change occurs, there is nothing you need to do, as all links will be redirected to Experience League. We will update the release notes when the cutover begins.

Adobe System Status

Adobe System Status provides detailed information, status updates, and email notifications about Adobe cloud products and services outage, disruption, and maintenance events. Check it out at status.adobe.com.

Not updated in September.

See [Adobe System Status - May 21, 2020](#) for the latest release information.

Experience Cloud services and administration

Formerly called *Experience Cloud core services*, the [Experience Cloud services and administration](#) documentation includes Customer Attributes, Audience Library (People service) Activation, user and product management, and Experience Cloud cookies.

Not updated in September.

See [Cumulative release notes for Experience Cloud services](#) for the latest release information.

Adobe Experience Platform

Release notes for the Experience Platform.

Released: **September 9, 2020**

See [Experience Platform release notes](#) for information about updates to:

- Data Governance
- Destinations
- Observability Insights
- Privacy Service
- Real-Time Customer Profile
- Segmentation Service
- Sources

Experience Platform and services tutorials and courses

New videos, tutorials, or courses published for Experience Platform and services.

Published	Name	Type	Description
September 14, 2020	<u>Business Value of Attribution AI</u>	Video	Attribution AI, as part of Intelligent Services, is a multi-channel, algorithmic attribution service that calculates the influence and incremental impact of customer interactions against specified outcomes. With Attribution AI, marketers can measure and optimize marketing and advertising spend by understanding the impact of every individual customer interaction across each phase of the customers' journeys.
September 14, 2020	<u>Business Value of Customer AI</u>	Video	This video shows how Customer AI enriches customer profiles with AI-based propensities and empowers customer segmentation and targeting efforts.

Published	Name	Type	Description
September 14, 2020	<u>Business Value of Platform and Magento</u>	Video	This video shows Adobe Experience Platform can be used with Magento Commerce to create a single view of customers and intelligently personalize experiences on a digital storefront and across channels.

Journey Orchestration

Using Adobe Experience Platform, orchestrate individual customer journeys at scale across experience channels by intelligently anticipating every individual's needs in real time, wherever their journey takes them.

New product releases

September release - See [Release Notes for Journey Orchestration](#).

Additional resources for Journey Orchestration

[Documentation](#) - [Release Notes](#) - [How-to videos](#)

Adobe Analytics

Release date: End of **October 8, 2020**

- [New features in Adobe Analytics](#)
- [New features in Customer Journey Analytics](#) (Updated Oct. 7, 2020)

- [New features in Media Analytics](#)
- [Fixes in Adobe Analytics](#)
- [Important notices for Analytics administrators](#)
- [Analytics courses and tutorials](#)
- [AppMeasurement](#)

New features in Adobe Analytics

Feature	<u>General Availability</u> - Target Date	Description
Adobe Analytics documentation	October 2020	<p>Adobe Analytics documentation is moving to Experience League. During October, all articles, videos, release notes, and tutorials will move from their current location at <code>experienceleague.adobe.com</code> to <code>experienceleague.adobe.com</code>. This move ensures that all learning, self-help, enablement, and community content is served from a single location. When this change occurs, there is nothing you need to do, as all links will be redirected to Experience League. We will update the release notes when the cutover begins.</p>

Feature	<u>General Availability</u> - Target Date	Description
Workspace: Download 50K items for a single dimension	Sept. 17, 2020	You will be able to download 50,000 items for a single dimension in a freeform table, with segments and filters applied. This allows you to access more than the 400 rows of data outside of Analysis Workspace. Learn more...

Feature	<u>General Availability</u> - Target Date	Description
Workspace: Enhancements to Line visualization	Sept. 17, 2020	<ul style="list-style-type: none">• You can show or hide the X-axis and Y-axis of any Line visualization. This can be especially helpful when your Line visualizations are more compact.• You can overlay a minimum and maximum value label on any Line visualization to quickly highlight the peaks and valleys in a metric.• You can overlay different regression trend lines on any Line visualization to more easily see the trend in the data. Options include Linear, Logarithmic, Exponential, Power and Quadratic. <p>Learn more...</p>

Feature	<u>General Availability - Target Date</u>	Description
Workspace: Performance Help page	Oct. 22, 2020	The Analysis Workspace performance help page shows the different factors that impact project performance and links to tips for optimization. Learn more
Workspace Line visualization: Moving average trendline option	Oct. 8, 2020	Moving average has been added to Line visualization trendline settings. Also known as a rolling average, a moving average uses a specific number of data points (determined by a Periods selection), averages them, and uses the average as a point in the line. Learn more

Feature	<u>General Availability - Target Date</u>	Description
Data Repair API	Oct. 8, 2020	The Data Repair API is a tool to delete data from Analytics report suites. The October release includes the ability to delete specified eVars, props, and Activity Map variables for a specified date range. Additional functionality will be released in the future. Use of the Data Repair API permanently deletes existing Adobe Analytics data. We recommend a careful approach to executing the repair to minimize accidental deletion. Access to the Data Repair API requires a contract - reach out to your account team for more details. Learn more
Enhancements to Analytics dashboards UI	Oct. 23, 2020	When building a mobile scorecard in Workspace, the styling of the scorecard now matches the app.

New features in Customer Journey Analytics

Feature	<u>General Availability</u> - Target Date	Description
Customer Journey Analytics documentation	October 2020	<p>Customer Journey Analytics documentation is moving to Experience League. During October, all articles, videos, release notes, and tutorials will move from their current location at experienceleague.adobe.com to experienceleague.adobe.com. This move ensures that all learning, self-help, enablement, and community content is served from a single location. When this change occurs, there is nothing you need to do, as all links will be redirected to Experience League. We will update the release notes when the cutover begins.</p>
Workspace: Download 50K items for a single dimension	Sept. 17, 2020	<p>You will be able to download 50,000 items for a single dimension in a freeform table, with segments and filters applied. This allows you to access more than the 400 rows of data outside of Analysis Workspace. Learn more...</p>

Feature	<u>General Availability</u> - Target Date	Description
Workspace: Enhancements to Line visualization	Sept. 17, 2020	<ul style="list-style-type: none">• You can show or hide the X-axis and Y-axis of any Line visualization. This can be especially helpful when your Line visualizations are more compact.• You can overlay a minimum and maximum value label on any Line visualization to quickly highlight the peaks and valleys in a metric.• You can overlay different regression trend lines on any Line visualization to more easily see the trend in the data. Options include Linear, Logarithmic, Exponential, Power and Quadratic. <p>Learn more...</p>

Feature	<u>General Availability</u> - Target Date	Description
Analysis Workspace Performance Help page	Oct. 22, 2020	The Analysis Workspace performance help page shows the different factors that impact project performance and links to tips for optimization. Learn more
Line visualization: Moving average trendline option	Oct. 8, 2020	Moving average has been added to Line visualization trendline settings. A moving average calculates the mean for a specified prior period and uses that as the trendline data point, then moves to the next period. Learn more
Removing backfill limitation	Oct 19, 2020	Previously, you could backfill a maximum of 2.5 billion rows while creating a connection. We are removing the backfill limitation and allowing you to backfill up to 13 months of data, irrespective of size.

Feature	General Availability - Target Date	Description
CJA field-based stitching	Oct. 30, 2020	<p>CJA field-based stitching enables customers to re-key an Adobe Analytics (or other) event dataset in Adobe Experience Platform data lake from one ID namespace to another. Typically, this means re-keying the event dataset from a cookie-based ID to a person-based ID. This way, the re-keyed dataset may be combined with other person-based data in a CJA connection, thus enabling cross-device/cross-channel analysis in Analysis Workspace.</p>

New features in Media Analytics

Feature	<u>General Availability</u> - Target Date	Description
Media Concurrent Viewer panel in Workspace	Sept. 17, 2020	The Media Concurrent Viewers panel enables you to understand where peak concurrency occurred or where drop-offs happened. It provides valuable insight into the quality of content and viewer engagement, and helps with troubleshooting or planning for volume/scale. Learn more...

Fixes in Adobe Analytics

- Fixed an issue with the DFA Connector plugin code in Experience Platform Launch that was returning an error. (AN-214531)
- Fixed an issue with one broken reportlet causing an error when accessing a Workspace project. (AN-230776)
- Fixed an issue that occurred when opening an alert link in Workspace and trying to edit the project. (AN-230853)
- Fixed an issue with GB18030 characters appearing garbled in usernames in some Component pages. (AN-233863)
- Fixed various issues with Data Warehouse API. (AN-234424, AN-234557)
- Fixed an issue with Workspace not loading when logging in via Experience Cloud. (AN-235658)
- Fixed an issue with Classifications files getting queued up. (AN-236043)
- Customer Journey Analytics: Fixed an issue with being unable to open a dataview. (AN-236108)

- Fixed an issue where Adobe-provided segments were not available in Calculated Metrics Builder (AN-236835)
- Fixed issues with the non-admin VRS curation experience to ensure that non-admin users can only view the following: curated components, components they have created, and components that have been shared with them. (AN-236615, AN-236704)

Additional Adobe Analytics fixes

AN-205046; AN-206847; AN-209003; AN-211746; AN-214104; AN-215367; AN-215484; AN-226209; AN-227413; AN-227485; AN-229347; AN-230574; AN-230708; AN-231689; AN-231949; AN-232102; AN-232752; AN-232995; AN-234123; AN-234175; AN-234658; AN-234694; AN-234835; AN-235506; AN-235509; AN-235612; AN-235921

Important notices for Analytics administrators

Notice	Date Added or Updated	Description
Adding HSTS header to all incoming HTTPS requests	Sept. 29, 2020	On Sept. 29, 2020, we started adding the HSTS header to all incoming requests that use HTTPS. This instructs the browser/client to make all future requests in HTTPS, which is considered a security best practice. At this point, we will not enforce this for incoming requests using HTTP.

Notice	Date Added or Updated	Description
Change to Experience Cloud ID Service cookie setting	Sept. 22, 2020	<p>An update to the privacy settings for Chrome version 80 impacted the ability of Adobe Analytics to track some users viewing Google AMP pages. Specifically, it prevents cross-domain tracking of users viewing Google-hosted AMP pages. This could result in inflated counts of unique visitors. This fix allows users to address this problem by changing the settings for their ECID cookies.</p> <p>Currently, Analytics sets Experience Cloud ID Service (ECID) cookies with the setting SameSite = Lax which, prior to version 80 of Chrome, allowed cross-domain tracking. This is no longer the case. This change allows users to update the SameSite setting for ECID cookies to None.</p> <p>Note that this allows the Analytics cookie to be shared in more situations, but Analytics cookies do not contain sensitive information. In addition, when choosing this setting, cookies must be set to Secure so that data can be passed only via HTTPS</p>

Notice	Date Added or Updated	Description
		connections. If you would like to make this change, please have a supported user open a ticket with Customer Care.
Migration from omniture.com to adobe.com domain	August 21, 2020	On August 13, 2020, Adobe Analytics migrated its frontend architecture from `omniture.com
Update on Ad Hoc Analysis Java 8 compatibility	August 21, 2020	Ad Hoc Analysis is not currently compatible with Java 8 versions 1.8.0_261+. To ensure that your access to this tool is not disrupted before the <u>end-of-life date</u> is reached, we recommend that you maintain a Java 8 version prior to 1.8.0_261.
EOL of Adobe Data Connectors	July 13, 2020	Adobe Data Connectors are powered by legacy technology that is no longer viable or supported. We have a new standard in the <u>Adobe Exchange Partner Program</u> that should be adopted for any integrations that wish to continue to be offered and supported. The official end-of-life date is still to be determined, but we anticipate it to be in the next 12-18 months (mid 2021 to end of 2021). <u>Learn more...</u>

Notice	Date Added or Updated	Description
Report suite mapping to IMS org	July 2020	The report suite mapping tool will be discontinued in November 2020. This feature powers integrations such as Advertising Analytics and Experience Cloud segment publishing in Adobe Analytics. A report suite must be mapped to an IMS org to enable these and other services. Newer report suites are automatically mapped upon creation. However, older report suites must be manually mapped to an IMS org.
New Adobe Analytics default landing page	Effective Date: June 18, 2020	On June 18, 2020, the default landing page for Adobe Analytics will change from Reports to Workspace. This change will occur for any users who have not previously set a custom landing page.

Notice	Date Added or Updated	Description
San Jose FTP Broker Ending for London and Singapore	July 2020	<p>For customers in London and Singapore, we will no longer support brokering of data between London or Singapore and the San Jose data center</p> <p>ftp.omniture.com.</p> <ul style="list-style-type: none"> • For London, use ftp3.omniture.com • For Singapore, use ftp4.omniture.com
EOL of Ad Hoc Analysis	Aug 6, 2018	<p>Adobe announced the intention to end-of-life Ad Hoc Analysis. An end-of-life date will be shared once available. For more information, visit Discover Workspace.</p>

AppMeasurement

For the latest updates on AppMeasurement releases, please refer to [AppMeasurement for JavaScript release notes](#).

Analytics courses and tutorials

New courses, tutorials, and articles in Analytics and Customer Journey Analytics.

Published	Name	Type	Description
September 14, 2020	<u>Auto-Build Freeform Tables in Analysis Workspace</u>	Video	Drop components directly into a blank project, panel, or Freeform table, and a table is automatically built for you in a recommended format.
September 14, 2020	<u>Working with Metrics in a Freeform Table</u>	Video	Learn the various ways that you can use metrics in a Freeform Table in Analysis Workspace.
September 14, 2020	<u>Download 50,000 Items as CSV</u>	Video	The Download items as CSV option allows you download up to 50,000 items for a dimension in a Freeform table, with segments and filters applied. While the UI will continue to show up to 400 items before pagination, this option allows you to access more rows of data outside of Analysis Workspace.

Published	Name	Type	Description
September 14, 2020	<u>Line Visualization in Analysis Workspace</u>	Video	The Line visualization depicts metrics over a trended time period. Visualization settings enable you to customize how each line visual looks, and includes settings for Show X/Y-axis, Show min/max labels, and Show trend line.
September 14, 2020	<u>Row and Column Settings in Freeform Tables</u>	Video	Learn about the settings in Freeform tables in Analysis Workspace, and how they affect the data coming into those tables.
September 14, 2020	<u>Working with Dimensions in a Freeform Table</u>	Video	Learn all about working with dimensions in Freeform tables, including adding them, sorting, filtering, breaking them down by other dimensions, etc.

Published	Name	Type	Description
September 14, 2020	Using the Left Rail to Build Freeform Tables in Analysis Workspace	Video	Learn how to use the left rail in Analysis Workspace to find, create, and add items to Freeform tables.

Analytics help resources

- [Adobe Analytics Tutorials](#)
- [Adobe Analytics Product Documentation](#)

Adobe Audience Manager

New features, fixes, documentation and tutorials in Audience Manager.

Release date: End of **October 8, 2020**

New features and fixes in Adobe Audience Manager

- Fixed an issue with the Audience Manager REST API, where the traits endpoint would not return cross-device metrics when filtering traits in the request. (AAM-55878)
- Fixed an issue in People-based Destinations, where for Facebook integrations access token expiry reminder emails were not sent to the correct recipients. (AAM-56215)
- Fixed an issue with Google destinations, where customers were receiving a `RateExceededError: Rate_Exceeded` error when mapping segments to their Google destinations. (AAM-55998)
- Fixed an issue for data providers that did not have assigned [Organization IDs](#) where the data sources list page was blocked in a continuous loading state. (AAM-56410)
- Multiple accessibility improvements across the interface. (AAM-49077, AAM-49399, AAM-55991, AAM-55992)

Audience Manager documentation updates

[Accessibility documentation](#) is now available for Audience Manager.

Audience Manager courses and tutorials

New videos, tutorials, or courses published for Audience Manager.

Published	Name	Type	Description
September 14, 2020	Creating a Trait Taxonomy	Video	Learn tips on creating the folder structures that hold your traits in Audience Manager.
September 14, 2020	Creating Onboarded Traits	Video	Learn tips for creating onboarded traits in Audience Manager.

Adobe Experience Manager

New features, fixes, and updates in Adobe Experience Manager (AEM). Adobe recommends customers with on-premise deployments to deploy the latest patches to ensure higher stability, security, and performance.

NOTE

Adobe recommends visiting [Experience Manager release updates and roadmap](#) frequently to stay current on release information.

Product releases

- AEM as a Cloud Service

What is new on AEM as a Cloud Service?

- **Adobe Experience Manager Sites as a Cloud Service**
 - The Single Page Application (SPA) Editor Javascript SDK is now open source.
- **Adobe Experience Manager Assets as a Cloud Service**
 - Watermarking image files is supported for renditions generated with Asset microservices. It can be configured as a Processing Profile and uses a PNG file as a watermark. See [watermark your assets](#).
 - Enhancements in Dynamic Media:
 - Selective Publish - It is now possible for a marketing team to access Dynamic Media smart crop images and dynamic renditions that are synchronized to Dynamic Media so they can create promotional materials, all without the need to publish those assets to Dynamic Media for global delivery. Experience Manager and Dynamic Media publishing is decoupled and can occur separately to achieve this. See [Selective Publish](#).
 - Password Reset - Administrators can now reset Dynamic Media Cloud Service password that is received on provisioning. The reset can be done in the Experience Manager user interface, without the need to use the Dynamic Media Classic desktop app. See [Changing the password to Dynamic Media](#).
 - To know about the following enhancements, see [what is new in Brand Portal](#).
 - Enhanced PDF preview with Adobe Document Cloud View SDK integration.
 - Single-click download functionality.
 - New administration configurations for the download experience.
- **Adobe Experience Manager Commerce as a Cloud Service**
 - Released CIF Core Components v1.3.0. See [CIF Core Components](#) for more details.
 - Preview capability with product/category for product and category templates is now available. This allows business users/marketers in AEM to view the product/category templates with real data.
 - Properties page added to products and categories to allow business users to view details associated with the product SKU/category ID.
 - Sorting feature added to Product Console to allow sorting of products/categories by name or price attributes.
 - Product search functionality added to Product Console.

- **Cloud Manager**
 - Content Audit has been relabeled as Experience Audit.
 - The build process has been separated into three separate Maven commands.
 - If the Git Repository fails to be cloned, it will be reattempted up to three times.
- **Cloud Readiness Analyzer**
 - The Cloud Readiness Analyzer (CRA) has a start state console that displays an explicit **Generate Report** button for the user to click to execute the CRA.
 - The CRA UI displays progress while it is running. It displays items being analyzed and findings found during execution.
 - The CRA report displays a summary and the number of the findings in a tabular format organized by the type of finding and the importance level. Clicking on the number of that finding will automatically scroll to the location of that finding in the report.
- **Content Transfer Tool**
 - The Content Transfer Tool (CTT) supports Azure Blob Store Data Store.
 - The CTT user interface has an auto-reload feature that reloads the overview page every 30 seconds.
 - Button added to CTT user interface to retrieve Access Token easily.
 - Descriptive validation message added for *URL* and *Migration Set Name*.
- **Code Refactoring Tools**
 - AIO-CLI plugin supports Repository Modernizer and allows users to execute the tool using the plugin. See the [Git Resource: aio-cli-plugin-aem-cloud-service-migration](#) for more details.
 - Repository Modernizer utility can be used to restructure existing project packages into packages compatible with the project structure defined for AEM as a Cloud Service. See the [Git Resource: Repository Modernizer](#) for more details.

See the [AEM as a Cloud Service release notes](#).

Self-Help

Experience Manager Sites

Rich Text Editor documentation is updated to list all [the supported protocols for links in RTE](#).

Experience Manager Assets

- New help content on [how AEM Assets is accessible](#) for all users is available.
- **Viewmode parameter** is added to asset selector (asset picker) to open the asset selector in search mode. To open asset selector in search mode and use with `assettype` and `mimetype`, user needs to suffix the `viewmode=search` parameter in the url `https://[aem-server]:[port]/aem/assetpicker.html`. For example, `https://[aem-server]:[port]/aem/assetpicker.html?viewmode=search&assettype=images`.
- The associated user groups of private folder are removed on the [deletion of the private folder](#), and existing redundant, unused, and auto-generated user groups can be cleaned up from the repository using `clean` method in JMX.
- The desktop app login issue with [service pack 6.5.5.0](#) has been fixed with desktop app version 2.0.3.2.
- If users have modified [Apache Jackrabbit Oak TokenConfiguration](#) to set the timeout configuration to be less than the time it takes for an asset to upload, then user can encounter session timeout situation. Users, therefore, need to change the `chunkUploadMinFileSize` and `chunksize`, so that each chunk request refreshes the session. For more information, see [upload assets](#).
- Assets can be [moved in to sibling folders using drag operation](#) also, apart from `Move(m)` operation that opens Move Assets wizard.
- For Assets Insights, use [Adobe Launch. DTM integration](#) is called out as a deprecated method in the docs.

Adobe Experience Manager desktop app

- Users logging in to desktop app after logging out or logging in for the first time should provide their Experience Manager server URL in the format `https://[aem-server-url]:[port]/` and then select Connect option, to avoid the error "The application encountered an unknown error". For more information, see [Use Adobe Experience Manager desktop app](#).

Community

- **Announcing a new process to submit Experience Manager feature requests**

Would you like to see a new feature added to the Experience Manager roadmap? Adobe is excited to announce *FeatureBit* - a project to improve the way customers and partners request feature enhancements (known as RFEs) to the Experience Manager product team. Learn more at the [Experience League AEM Community](#).

- **The latest AEM content on Experience League**

This is the official source of Digital Experience technical content produced by Adobe. See the full list [here](#).

New Experience Manager courses and tutorials

New videos, tutorials, and courses published over the past month.

Published	Name	Type	Description
September 30, 2020	Variables of type form data model	Video	Variables of type form data model are generally used to insert rows in the underlying data source of the form data model. This video explains the steps needed to insert a row in the database using AEM workflow.
September 25, 2020	Verify users using their mobile phone numbers	Article	Learn how to perform OTP verification using SMS in your adaptive forms.

Published	Name	Type	Description
September 28, 2020	<u>Introduction to AEM Asset Compute Microservices</u>	Course	This course explores how to extend AEM as a Cloud Service Asset Compute microservices. You should now have the ability to set up, develop, test, debug, and deploy custom Asset Compute workers for use by your AEM as a Cloud Service Author service.
September 23, 2020	<u>Track clicked component with Adobe Analytics</u>	Article	Use the event-driven Adobe Client Data Layer with AEM Core Components to track clicks of specific components on an Adobe Experience Manager site. Learn how to use rules in Experience Platform Launch to listen for click events, filter by component and send the data to an Adobe Analytics with a track link beacon.

Published	Name	Type	Description
September 25, 2020	<u>Integrate with AEM Processing Profiles</u>	Video	AEM as a Cloud Service integrates with Asset Compute workers deployed to Adobe I/O Runtime via AEM Assets Processing Profiles. Processing Profiles are configured in the Author service to process specific assets using custom workers, and store the files generated by the workers as asset renditions.
September 25, 2020	<u>Deploy to Adobe I/O Runtime</u>	Article	Asset Compute projects, and the workers they contain, must be deployed to Adobe I/O Runtime to be used by AEM as a Cloud Service.

Published	Name	Type	Description
September 25, 2020	<u>Debug an Asset Compute worker</u>	Article	Asset Compute workers can be debugged in several ways, from simple debug log statements, to attached VS Code as a remote debugger, to pulling logs for activations in Adobe I/O Runtime initiated from AEM as a Cloud Service.
September 25, 2020	<u>Test an Asset Compute worker</u>	Article	The Asset Compute project defines a pattern for easily creating and executing tests of Asset Compute workers.
September 25, 2020	<u>Use the Asset Compute Dev Tool</u>	Article	The Asset Compute Dev Tool is a local web harness allowing developers to configure and execute Asset Computer workers locally, outside the context of the AEM SDK against the Asset Compute resources in Adobe I/O Runtime.

Published	Name	Type	Description
September 21, 2020	<u>Develop an Asset Compute worker</u>	Article	Asset Compute workers are the core of an Asset Compute application as provide custom functionality that performs, or orchestrates, the work performed on an asset to create a new rendition.
September 21, 2020	<u>Configure the manifest.yml</u>	Article	The Asset Compute project's manifest.yml, describes all the workers in this application to be deployed.
September 25, 2020	<u>Customize Assign Task Notification</u>	Article	Use form data in task notification e-mails in AEM workflows.

Published	Name	Type	Description
September 21, 2020	<u>Configure the environment variables</u>	Article	Environment variables are maintained in the '.env' file for local development, and are used to provide Adobe I/O credentials and cloud storage credentials required for local development.
September 21, 2020	<u>Create an Asset Compute project</u>	Video	Asset Compute applications are Node.js projects, generated using the Adobe I/O CLI, that adhere to a certain structure allowing them to be deployed to Adobe I/O Runtime and integrated with AEM as a Cloud Service.

Published	Name	Type	Description
September 21, 2020	<u>Set up Adobe Developer App Builder</u>	Video	Asset Compute applications are specially defined Adobe Developer App Builder applications, and as such, require access to Adobe Developer App Builder in the Adobe Developer Console in order to set up and deploy them.
September 21, 2020	<u>Set up a local development environment</u>	Article	Developing Asset Compute workers, which are Node.js JavaScript applications, require specific development tooling that differs from traditional AEM development, ranging from Node.js and various npm modules to Docker Desktop and Microsoft Visual Studio Code.

Published	Name	Type	Description
September 21, 2020	<u>Set up accounts and services</u>	Article	Developing Asset Compute workers require access to accounts and services including AEM as a Cloud Service, Adobe Developer App Builder, and cloud storage provided by Microsoft or Amazon.
September 14, 2020	<u>Using the Adobe Client Data Layer with AEM Core Components</u>	Video and article	The Adobe Client Data Layer introduces a standard method to collect and store data about a visitors experience on a webpage and then make it easy to access this data. The Adobe Client Data Layer is platform agnostic, but is fully integrated into the Core Components for use with AEM.

Published	Name	Type	Description
September 28, 2020	<u>Using the Adobe Client Data Layer with AEM Core Components</u>	Video	Learn how the event-driven Adobe Client Data layer exposes data from AEM Sites Core Components. Using the Adobe Client Data Layer, tag management solutions like Experience Platform Launch can transmit website data to applications like Analytics and Target.
September 21, 2020	<u>Asset Compute microservices extensibility</u>	Video	Tutorial that walks through the creating of a custom asset micro service worker for AEM as a Cloud Service.

Published	Name	Type	Description
September 21, 2020	<u>Asset Compute microservices extensibility</u>	Video	AEM as Cloud Service's Asset Compute microservices support the development and deployment of custom workers that are used to read, and manipulate binary data of assets stored in AEM, most commonly, to create custom asset renditions.
September 23, 2020	<u>Collect page data with Adobe Analytics</u>	Article	Learn to use the built-in features of the Adobe Client Data Layer with AEM Core Components to collect data about a page in Adobe Experience Manager Sites.
September 11, 2020	<u>AEM - Magento Integration using the Commerce Integration Framework</u>	Video	This video walks you through the setup of the integration between AEM and Magento for AEM On-Premise and AEM Managed Services.

Experience Manager release information

All Experience Manager release notes are maintained at the following pages:

- [Experience Manager release updates and roadmap](#)
- [AEM as a Cloud Service release information](#)
- [AEM Cloud Manager release notes](#)
- [Automated Forms Conversion Service release notes](#)
- [AEM 6.5 Service Pack release notes](#)
- [AEM 6.4 Cumulative Fix Pack release notes](#)
- [AEM Assets Dynamic Media release notes](#)
- [AEM Brand Portal release notes](#)
- [AEM desktop app release notes](#)
- [AEM Dispatcher release notes](#)
- [Adobe Primetime release notes](#)
- [Livefyre release notes](#)

Additional help resources for AEM

- [AEM as a Cloud Service guides](#)
- [AEM 6.5 Learn & Support Home](#)
- [AEM 6.4 Learn & Support Home](#)
- [AEM 6.3 Learn & Support Home](#)
- [AEM 6.2 Learn & Support Home](#)
- [Cloud Manager User Guide](#)
- [Older Versions of AEM Documentation](#)
- [Dynamic Media Classic Help Home](#)



Adobe Campaign provides an intuitive, automated way to deliver one-to-one messages across online and offline marketing channels. You can now anticipate what your clients want using experiences determined by their habits and preferences.

New product releases

Release information for Campaign Classic, Campaign Standard and Control Panel.

Campaign Classic

- 20.2.3 release - [Read more](#)
- 19.1.7 release - [Read more](#)

Campaign Standard

- 20.4 release - [Read more](#)

New Campaign courses and tutorials

New videos, tutorials, or courses published over the past month.

Published	Name	Solution	Description
September 22, 2020	<u>Journey AI - Predictive send time optimization - Video</u>	Campaign Standard	Understand which workflows are required to sync data between Adobe Campaign and the Journey AI model. Learn how to view send time scores at individual profile level and how to execute email deliveries using a send time formula.
September 22, 2020	<u>Journey AI - Predictive engagement scoring - Video</u>	Campaign Standard	Learn how to view engagement scores at the individual profile level, use scores for targeting engaged users and suppressing fatigued users and how to create typology rules to manage customer fatigue.
September 22, 2020	<u>Adding a control group to a delivery - Video</u>	Campaign Standard	Learn how to define a control group for your delivery and how to extract the profiles assigned to the control group after the delivery has been sent.

Published	Name	Solution	Description
11 Sept, 2020	<u>Delegating subdomains</u>	Campaign Classic	Adobe Campaign Control Panel allows you to fully delegate a subdomain to Adobe Campaign.
3 Sept, 2020	<u>Adding IP addresses to allow lists</u>	Campaign Classic	The Control Panel allows you to set up new connections to your instances by allow listing IP address ranges. By default, an Adobe Campaign Classic instance is not accessible from various IP addresses.
3 Sept, 2020	<u>Control Panel - Adding URL Permissions</u>	Campaign Classic	The Control Panel allows you to set up new connections to your instances by allow listing IP address ranges. By default, an Adobe Campaign Classic instance is not accessible from various IP addresses.

Help resources

- Adobe Campaign Standard: [Help Center](#) - [Release Notes](#) - [How-to videos](#) - [Release Planning](#) - [Latest documentation updates](#)

- Adobe Campaign Classic: [Help Center](#) - [Release Notes](#) - [How-to videos](#)- [Latest documentation updates](#)
- Adobe Campaign Control Panel: [Documentation](#) - [Release Notes](#) - [How-to-videos for Campaign Standard / Campaign Classic](#)

Advertising Cloud

Release notes for Adobe Advertising Cloud.

- [New features in Advertising Cloud DSP](#)
- [New features in Advertising Cloud Search](#)

New features in Advertising Cloud DSP

Release date: October 15, 2020

Feature	Description
Private Inventory	All users can now set up and edit deal ID details using a new deal ID form, which is a simplified version of the legacy Smart Ad Serving form. To set up new deal ID details, go to Inventory > Deals , select Create , and then select Deal ID Beta .
Placement Forecasting	For placements with placement-level pacing, the Forecast section of the placement settings includes a new Estimated Maximums section, which indicates how much more capacity is available with the current targeting configuration.

New features in Advertising Cloud Search

Release date: October 17, 2020

Feature	Description
Search Campaigns	In the Accounts view, the Access column now indicates when Advertising Cloud Search is unable to log in to an enabled search engine account. To see the cause of the error, hold the cursor over the warning icon.
Custom Alerts	The former Alerts Beta is now called Custom Alerts.
	In custom alerts, the workflow for identifying when metrics for the specified date range have increased or decreased from metrics for the previous period was simplified and moved to the Filters tab.

Magento

For Magento release notes, see:

- [Magento Commerce 2.3.5](#)
- [Magento Open Source 2.3.5](#)

Marketo Engage

Marketo Engage is a complete applications for lead management and B2B marketers looking to transform customer experiences by engaging across every stage of complex buying journeys.

Core Marketo Engage updates

See Marketo [release notes](#) for the latest release information.

Upcoming features

The following features are releasing throughout the quarter:

Feature	Description
Bizible	<ul style="list-style-type: none"> • New account-based segmentation • Save dashboard-specific filters • Export Bizible dashboards as PDFs
Sales Connect	Compose Window and Command Center updates/enhancements

Deprecations

- **Asset API “_method” Parameter:** After September 2020, Asset API Endpoints will no longer accept _method to pass Query Parameters in a POST body to bypass URI length limitations.
- **Internet Explorer Support Deprecation:** Beginning with the July release on July 31, 2020, the Marketo Engage user interface will no longer be supported on Internet Explorer.

For cumulative and historical release notes, see [Marketo release notes](#).

Document Cloud

Release information and help resources for Adobe Document Cloud.

New Adobe Sign courses and tutorials

New videos, tutorials, or courses published for Adobe Document Cloud.

Published	Name	Type	Description
September 30/20	Quick Tour of Adobe Sign	Video	Take a quick tour of the Adobe Sign interface to get up and running.

For Document Cloud help, see:

- [Adobe Acrobat Learning Hub](#)
- [Adobe Sign Learning Hub](#)
- [Document Cloud Learn & Support](#)

[Previous page](#)

[Next page](#)


Adobe Experience Cloud Release Notes - November 2020

Last update: November 1, 2020

TOPICS: Release Notes

Bookmark

Copy link



This page describes new features, fixes, and important notices in Adobe Experience Cloud. It also highlights new documentation, training courses, and video tutorials to help you get the most out of Experience Cloud.

NOTE

Subscribe to the [Adobe Priority Product Update](#) to be notified via email about upcoming releases.

Latest update: **December 8, 2020**

- [Adobe System Status](#)
- [Experience Cloud services and administration](#)
- [Experience Platform](#)
- [Journey Orchestration](#)

- [Analytics](#) and [Customer Journey Analytics](#) (Updated **December 8, 2020**)
- [Audience Manager](#)
- [Experience Manager](#) (Updated: **October 28, 2020**)
- [Campaign](#)
- [Advertising Cloud](#) (Updated: **October 28, 2020**)
- [Target](#) (Updated: **November 2, 2020**)
- [Magento](#)
- [Marketo Engage](#)
- [Primetime](#)
- [Document Cloud](#)

Need help? Visit [Experience League](#) to find product and technical documentation, Adobe-curated courses, video tutorials, quick answers, community insight, and instructor-led training.

NOTE

Experience Cloud documentation is moving to Experience League. During October, all release notes, articles, videos, and tutorials will move from their current location at experienceleague.adobe.com to Experience League. This move ensures that all learning, self-help, enablement, and community content is served from a single location. When this change occurs, there is nothing you need to do, as all links will be redirected to Experience League. We will update the release notes when the cutover begins.

Adobe System Status

Adobe System Status provides detailed information, status updates, and email notifications about Adobe cloud products and services outage, disruption, and maintenance events. Check it out at status.adobe.com.

Not updated.

See [Adobe System Status - May 21, 2020](#) for the latest release information.

Experience Cloud services and administration

Formerly called *Experience Cloud core services*, the [Experience Cloud services and administration](#) documentation includes Customer Attributes, Audience Library (People service) Activation, user and product management, and Experience Cloud cookies.

Not updated.

See [Cumulative release notes for Experience Cloud services](#) for the latest release information.

Adobe Experience Platform

Includes release update information for Experience Platform and Experience Platform Launch,

Released: **October 14, 2020**

See [Experience Platform release notes](#) for information about updates to:

- Data Prep
- Real-time Customer Profile
- Segmentation Service
- Sources

Experience Platform Launch

See [Experience Platform Launch release notes](#) for information about Platform Launch.

Experience Platform and services tutorials and courses

New videos, tutorials, or courses published for Experience Platform and services.

Updated: **December 2, 2020**

Published	Name	Type	Description
November 23, 2020	<u>Configuring File-based Cloud Storage or Email Marketing Destinations</u>	Video	Get tips during a walkthrough of the configuration of a file-based destination in Adobe's Real-time CDP. This applies to Cloud Storage Destinations (such as S3 or SFTP) and also Email Marketing Destinations.
October 26, 2020	<u>Introduction to Offer Decisioning</u>	Video	This video gives an overview of Offer Decisioning, an application service built on top of Adobe Experience Platform. The video covers the business challenges Offer Decisioning solves, its key capabilities, the basic architecture, and its main use cases.

Published	Name	Type	Description
October 29, 2020	<u>Offer Decisioning</u>	Video	Learn how brands can use Adobe's new Offer Decisioning service to define and manage their offers, leverage real-time customer data, and deliver the right experiences... expect.
September 14, 2020	<u>Business Value of Attribution AI</u>	Video	Attribution AI, as part of Intelligent Services, is a multi-channel, algorithmic attribution service that calculates the influence and incremental impact of customer interactions against specified outcomes. With Attribution AI, marketers can measure and optimize marketing and advertising spend by understanding the impact of every individual customer interaction across each phase of the customers' journeys.

Published	Name	Type	Description
September 14, 2020	<u>Business Value of Customer AI</u>	Video	This video shows how Customer AI enriches customer profiles with AI-based propensities and empowers customer segmentation and targeting efforts.
September 14, 2020	<u>Business Value of Platform and Magento</u>	Video	This video shows Adobe Experience Platform can be used with Magento Commerce to create a single view of customers and intelligently personalize experiences on a digital storefront and across channels.

Journey Orchestration

Using Adobe Experience Platform, orchestrate individual customer journeys at scale across experience channels by intelligently anticipating every individual's needs in real time, wherever their journey takes them.

Additional resources for Journey Orchestration

[Documentation](#) - [Release Notes](#) - [How-to videos](#)

Adobe Analytics

Release date: **October 29, 2020**

- [New features in Adobe Analytics](#)
- [New features in Customer Journey Analytics](#) (Updated December 8, 2020)
- [New features in Media Analytics](#)
- [Fixes in Adobe Analytics](#)
- [Important notices for Analytics administrators](#)
- [Analytics courses and tutorials](#)
- [AppMeasurement](#)

New features in Adobe Analytics

Feature	<u>General Availability - Target Date</u>	Description
Adobe Analytics documentation	November 11, 2020	<p>Adobe Analytics documentation has moved to Experience League. During November, all articles, videos, release notes, and tutorials moved from their current location at <code>experienceleague.adobe.com</code> to <code>experienceleague.adobe.com</code>. This move ensures that all learning, self-help, enablement, and community content is served from a single location. All links were redirected to Experience League.</p>

Feature	<u>General Availability</u> - Target Date	Description
Workspace Line visualization: Moving average trendline option	October 8, 2020	Moving average has been added to Line visualization trendline settings. Also known as a rolling average, a moving average uses a specific number of data points (determined by a Periods selection), averages them, and uses the average as a point in the line. Learn more
Data Repair API	October 8, 2020	The Data Repair API is a tool to delete data from Analytics report suites. The October release includes the ability to delete specified eVars, props, and Activity Map variables for a specified date range. Additional functionality will be released in the future. Use of the Data Repair API permanently deletes existing Adobe Analytics data. We recommend a careful approach to executing the repair to minimize accidental deletion. Access to the Data Repair API requires a contract - reach out to your account team for more details. Learn more

Feature	<u>General Availability</u> - Target Date	Description
Workspace: Performance Help page	October 22, 2020	The Analysis Workspace performance help page shows the different factors that impact project performance and links to tips for optimization. Learn more
Enhancements to Analytics dashboards UI	October 23, 2020	When building a mobile scorecard in Workspace, the styling of the scorecard now matches the app.

New features in Customer Journey Analytics

Feature	<u>General Availability</u> - Target Date	Description
Customer Journey Analytics documentation	November 11, 2020	<p>Customer Journey Analytics documentation has moved to Experience League. During November, all articles, videos, release notes, and tutorials moved from their current location at <code>experienceleague.adobe.com</code> to <code>experienceleague.adobe.com</code>. This move ensures that all learning, self-help, enablement, and community content is served from a single location. All links were redirected to Experience League.</p>
Line visualization: Moving average trendline option	October 8, 2020	<p>Moving average has been added to Line visualization trendline settings. A moving average calculates the mean for a specified prior period and uses that as the trendline data point, then moves to the next period. Learn more</p>

Feature	<u>General Availability - Target Date</u>	Description
Removing backfill limitation	October 19, 2020	<p>In order to provide an improved CJA experience, we have removed the backfill (historical data import) limitation. Previously, you could backfill a maximum of 2.5 billion rows on your own and otherwise required engineering involvement. Now, you can backfill data on your own, without any limitation. Learn more</p>
Analysis Workspace Performance Help page	October 22, 2020	<p>The Analysis Workspace performance help page shows the different factors that impact project performance and links to tips for optimization. Learn more</p>
Time Spent metrics and dimensions	October 30, 2020	<p>Time Spent metrics and dimensions allow you to see the amount of time that consumers spend in various aspects of the customer journey, giving you a more complete view into engagement and bottlenecks across channels.</p>

Feature	<u>General Availability - Target Date</u>	Description
Device and Geography dimensions	October 30, 2020	Device and Geography dimensions are now available by default as part of the “Global Lookup support” project in the Adobe Analytics Source connector . This much-requested addition increases parity between Adobe Analytics and CJA .
Journey IQ: Cross-channel Analytics	January 11, 2021	Journey IQ: Cross-channel Analytics enables customers to re-key an Adobe Analytics (or other) event dataset in Adobe Experience Platform data lake from one ID namespace to another. Typically, this means re-keying the event dataset from a cookie-based ID to a person-based ID. This way, the re-keyed dataset may be combined with other person-based data in a CJA connection, thus enabling cross-device/cross-channel analysis in Analysis Workspace. Learn more

New features in Media Analytics

Feature	<u>General Availability</u> - Target Date	Description
Media Concurrent Viewer panel in Workspace	Sept. 17, 2020	The Media Concurrent Viewers panel enables you to understand where peak concurrency occurred or where drop-offs happened. It provides valuable insight into the quality of content and viewer engagement, and helps with troubleshooting or planning for volume/scale. Learn more...

Fixes in Adobe Analytics

- Fixed an issue with breakdowns involving classifications that wouldn't work if the metric had an allocation model. This applied to a situation where the report suite was migrated to the latest Classifications architecture. (AN-230364)
- Fixed an issue with the segment UI breaking after pasting values into a container. (AN-233998)
- Fixed an issue with the Data Feeds job history missing some hourly data. (AN-231776)
- Fixed an issue that occurred when copying calculated metrics. It resulted in the error message "You are not authorized to access this metric". (AN-238070)
- Fixed an issue with being unable to set proper alignment on the Text visualization in Workspace. (AN-238188)

Additional Adobe Analytics fixes

AN-224702; AN-232791; AN-233982; AN-234384; AN-235608; AN-236538; AN-236598; AN-236738; AN-237434; AN-237672; AN-237850; AN-237943; AN-238081; AN-238508; AN-238527; AN-238536; AN-238619

Important notices for Analytics administrators

Notice	Date Added or Updated	Description
Adding HSTS header to all incoming HTTPS requests	Sept. 29, 2020	On Sept. 29, 2020, we started adding the HSTS header to all incoming requests that use HTTPS. This instructs the browser/client to make all future requests in HTTPS, which is a considered a security best practice. At this point, we will not enforce this for incoming requests using HTTP.

Notice	Date Added or Updated	Description
Change to Experience Cloud ID Service cookie setting	Sept. 22, 2020	<p>An update to the privacy settings for Chrome version 80 impacted the ability of Adobe Analytics to track some users viewing Google AMP pages. Specifically, it prevents cross-domain tracking of users viewing Google-hosted AMP pages. This could result in inflated counts of unique visitors. This fix allows users to address this problem by changing the settings for their ECID cookies.</p> <p>Currently, Analytics sets Experience Cloud ID Service (ECID) cookies with the setting SameSite = Lax which, prior to version 80 of Chrome, allowed cross-domain tracking. This is no longer the case. This change allows users to update the SameSite setting for ECID cookies to None.</p> <p>Note that this allows the Analytics cookie to be shared in more situations, but Analytics cookies do not contain sensitive information. In addition, when choosing this setting, cookies must be set to Secure so that data can be passed only via HTTPS</p>

Notice	Date Added or Updated	Description
		connections. If you would like to make this change, please have a supported user open a ticket with Customer Care.
Migration from omniture.com to adobe.com domain	Aug. 21, 2020	On August 13, 2020, Adobe Analytics migrated its frontend architecture from `omniture.com
Update on Ad Hoc Analysis Java 8 compatibility	Aug. 21, 2020	Ad Hoc Analysis is not currently compatible with Java 8 versions 1.8.0_261+. To ensure that your access to this tool is not disrupted before the <u>end-of-life date</u> is reached, we recommend that you maintain a Java 8 version prior to 1.8.0_261.
EOL of Adobe Data Connectors	July 13, 2020	Adobe Data Connectors are powered by legacy technology that is no longer viable or supported. We have a new standard in the <u>Adobe Exchange Partner Program</u> that should be adopted for any integrations that wish to continue to be offered and supported. The official end-of-life date is still to be determined, but we anticipate it to be in the next 12-18 months (mid 2021 to end of 2021). <u>Learn more...</u>

Notice	Date Added or Updated	Description
EOL of Ad Hoc Analysis	Aug. 6, 2018	Adobe announced the intention to end-of-life Ad Hoc Analysis on March 1, 2021. For more information, visit Discover Workspace .

AppMeasurement

For the latest updates on AppMeasurement releases, please refer to [AppMeasurement for JavaScript release notes](#).

Analytics courses and tutorials

New courses, tutorials, and articles in Analytics and Customer Journey Analytics.

Published	Name	Type	Description
November 10, 2020	Introduction to Bulk Management (BAAAM)	Video	Learn about "BAAAM", the bulk management tool for traits and segments in Audience Manager, including how to set it up to get ready for use.
October 8, 2020	Freeform Tables, the Foundation of Analysis	Video	Learn what you should know, and what you will learn as you embark on this course journey.

Published	Name	Type	Description
October 5, 2020	<u>Auto-Build Freeform Tables in Analysis Workspace</u>	Video	Drop components directly into a blank project, panel or freeform table, and a table will automatically be built for you in a recommended format.
October 5, 2020	<u>Working with Metrics in a Freeform Table</u>	Video	Learn the various ways that you can use metrics in a Freeform Table in Analysis Workspace.
September 21, 2020	<u>Journey AI - Predictive send time optimization</u>	Video	Understand which workflows are required to sync data between Adobe Campaign and the Journey AI model. Learn how to view send time scores at individual profile level and how to execute email deliveries using a send time formula.

Analytics help resources

- [Adobe Analytics Tutorials](#)

- [Adobe Analytics Product Documentation](#)

Adobe Audience Manager

New features, fixes, documentation and tutorials in Audience Manager.

Release date: End of **October 8, 2020**

New features, enhancements, and fixes in Audience Manager

Feature	Date Added or Updated	Description
Predictive Audiences	October 21, 2020	<ul style="list-style-type: none"> • Predictive Audiences Model Cloning: You can now clone existing models and change their configuration based on your needs. Read Cloning and Editing Predictive Audience Models for more information. • Predictive Audiences Batch Classification: In addition to classifying visitors in distinct personas in real-time, Predictive Audiences now supports batch classification, helping you classify onboarded users and activate to batch destinations.

Feature	Date Added or Updated	Description
<u>Overlap reports</u>	October 23, 2020	We've updated the methodology we use for calculating Overlap Reports (<u>Trait-to-Trait</u> , <u>Segment-to-Trait</u> , <u>Segment-to-Segment</u>). Overlap Reports computation is now based on reporting uniques and MinHash signatures (rather than <u>1/54 data sampling</u>).

Fixes and Improvements

- Fixed an issue in the Predictive Audience feature where some users were unable to delete any of their models, even if no segments were mapped to the models. (AAM-55881)
- Fixed an issue where some users were unable to delete traits or segments which had been used as baseline for deleted predictive audience models. (AAM-56476)
- We continued making accessibility improvements across the interface. (AAM-53215)

Audience Manager courses and tutorials

New videos, tutorials, or courses published for Audience Manager.

Updated **December 2, 2020**

Published	Name	Type	Description
November 25, 2020	<u>Using Trended Reports with Traits and Segments</u>	Video	Learn how to use the trended reports in Audience Manager to see how traits and segments are performing over time.
November 25, 2020	<u>Using General Reports with Traits and Segments</u>	Video	In this video, see how to use the general reports in Audience Manager to get numbers for traits and segments.
November 2, 2020	<u>Configure and Report on Predictive Audiences</u>	Video	In this video we will walk through Predictive Audiences configuration in the Audience Manager interface. We will also see the reports that show the results of the model.
October 28, 2020	<u>Understanding Numbers in the Trait Graph</u>	Video	Get some tips on understanding the reported numbers for traits in the trait info screen.

Published	Name	Type	Description
October 23, 2020	<u>Planning Trait Creation from Analytics Data</u>	Video	Learn some tips and tricks to help you when you are planning to use Adobe Analytics data in your traits in Audience Manager.
October 23, 2020	<u>Choosing a Data Source when Creating Traits</u>	Video	One of the important fields to fill out when creating traits is the Data Source field. Get tips on choosing the right data source for Rule-based and Onboarded traits.
September 14, 2020	<u>Using Code View to Create and Edit Traits</u>	Video	Learn how to use the code view when creating new traits or editing existing traits. The code view is an alternative to the Expression Builder when setting the trait expression.

Published	Name	Type	Description
October 10, 2020	Understanding Predictive Audiences	Video	In this video, we will discuss what Audience Manager Predictive Audiences are, present details about how they work, and point out use cases.

Adobe Experience Manager

AEM has not been updated this month. The following content is brought over from last month (with the exception of new courses and tutorials.)

New features, fixes, and updates in Adobe Experience Manager (AEM). Adobe recommends customers with on-premise deployments to deploy the latest patches to ensure higher stability, security, and performance.

NOTE

Adobe recommends visiting [Experience Manager release updates and roadmap](#) frequently to stay current on release information.

Product releases

- **AEM as a Cloud Service**

What is new on AEM as a Cloud Service?

- **Adobe Experience Manager Sites as a Cloud Service**
 - The Single Page Application (SPA) Editor Javascript SDK is now open source.
- **Adobe Experience Manager Assets as a Cloud Service**

- Watermarking image files is supported for renditions generated with Asset microservices. It can be configured as a Processing Profile and uses a PNG file as a watermark. See [watermark your assets](#).
- Enhancements in Dynamic Media:
 - Selective Publish - It is now possible for a marketing team to access Dynamic Media smart crop images and dynamic renditions that are synchronized to Dynamic Media so they can create promotional materials, all without the need to publish those assets to Dynamic Media for global delivery. Experience Manager and Dynamic Media publishing is decoupled and can occur separately to achieve this. See [Selective Publish](#).
 - Password Reset - Administrators can now reset Dynamic Media Cloud Service password that is received on provisioning. The reset can be done in the Experience Manager user interface, without the need to use the Dynamic Media Classic desktop app. See [Changing the password to Dynamic Media](#).
- To know about the following enhancements, see [what is new in Brand Portal](#).
 - Enhanced PDF preview with Adobe Document Cloud View SDK integration.
 - Single-click download functionality.
 - New administration configurations for the download experience.
- **Adobe Experience Manager Commerce as a Cloud Service**
 - Released CIF Core Components v1.3.0. See [CIF Core Components](#) for more details.
 - Preview capability with product/category for product and category templates is now available. This allows business users/marketers in AEM to view the product/category templates with real data.
 - Properties page added to products and categories to allow business users to view details associated with the product SKU/category ID.
 - Sorting feature added to Product Console to allow sorting of products/categories by name or price attributes.
 - Product search functionality added to Product Console.
- **Cloud Manager**
 - Content Audit has been relabeled as Experience Audit.
 - The build process has been separated into three separate Maven commands.

- If the Git Repository fails to be cloned, it will be reattempted up to three times.
- **Cloud Readiness Analyzer**
 - The Cloud Readiness Analyzer (CRA) has a start state console that displays an explicit **Generate Report** button for the user to select to execute the CRA.
 - The CRA UI displays progress while it is running. It displays items being analyzed and findings found during execution.
 - The CRA report displays a summary and the number of the findings in a tabular format organized by the type of finding and the importance level. Clicking on the number of that finding will automatically scroll to the location of that finding in the report.
- **Content Transfer Tool**
 - The Content Transfer Tool (CTT) supports Azure Blob Store Data Store.
 - The CTT user interface has an auto-reload feature that reloads the overview page every 30 seconds.
 - Button added to CTT user interface to retrieve Access Token easily.
 - Descriptive validation message added for *URL* and *Migration Set Name*.
- **Code Refactoring Tools**
 - AIO-CLI plugin supports Repository Modernizer and allows users to execute the tool using the plugin. See the [Git Resource: aio-cli-plugin-aem-cloud-service-migration](#) for more details.
 - Repository Modernizer utility can be used to restructure existing project packages into packages compatible with the project structure defined for AEM as a Cloud Service. See the [Git Resource: Repository Modernizer](#) for more details.

See the [AEM as a Cloud Service release notes](#).

Self-Help

Experience Manager Sites

Rich Text Editor documentation is updated to list all [the supported protocols for links in RTE](#).

Experience Manager Assets

- New help content on [how AEM Assets is accessible](#) for all users is available.
- **Viewmode parameter** is added to asset selector (asset picker) to open the asset selector in search mode. To open asset selector in search mode and use with `assettype` and `mimetype`, user needs to suffix the `viewmode=search` parameter in the url `https://[aem-server]:[port]/aem/assetpicker.html`. For example, `https://[aem-server]:[port]/aem/assetpicker.html?viewmode=search&assettype=images`.
- The associated user groups of private folder are removed on the [deletion of the private folder](#), and existing redundant, unused, and auto-generated user groups can be cleaned up from the repository using `clean` method in JMX.
- The desktop app login issue with [service pack 6.5.5.0](#) has been fixed with desktop app version 2.0.3.2.
- If users have modified [Apache Jackrabbit Oak TokenConfiguration](#) to set the timeout configuration to be less than the time it takes for an asset to upload, then user can encounter session timeout situation. Users, therefore, need to change the `chunkUploadMinFileSize` and `chunksize`, so that each chunk request refreshes the session. For more information, see [upload assets](#).
- Assets can be [moved in to sibling folders using drag operation](#) also, apart from `Move(m)` operation that opens Move Assets wizard.
- For Assets Insights, use [Adobe Launch. DTM integration](#) is called out as a deprecated method in the docs.

Updated: 10/28/2020

- **Brand Portal enhancements:** The following new features and more are available in Brand Portal:
 - [Enhanced download experience](#) for simplified, quick downloads. Additional download configurations can be configured by administrators to offer an experience that suits the needs of the users and businesses.
 - One-click navigation to Files, [Collections](#), and Shared Links is now possible from any page.
 - Users can [select and download specific renditions](#) now. The new rendition download option is available in the Renditions panel in the Asset details page.
 - A timeout of 15 minutes for guest user sessions ensures a better experience to all concurrent users.

Experience Manager Forms

Documentation for the following features included in the 6.5.6.0 release is available. You can now:

- Run the adaptive form pre-populate data action at the client. [Pre-populating at client](#) significantly reduces the time required to merge data and render an adaptive form.
- Use [Certificate-based mutual authentication for RESTful and SOAP web services](#) in a form data model.
- Include [locale information as a URL selector](#). Using a URL selector helps [cache translated adaptive forms](#) on a dispatcher.
- Attach [multiple files to the File Attachment](#) component of adaptive forms.

Documentation for the following features released for Automated Forms Conversion service is available. You can now:

- The service now supports [converting colored PDF forms to adaptive forms](#).

Adobe Experience Manager release updates and roadmap documentation

Published a one-stop documentation solution for Adobe Experience Manager release roadmap, release updates, and add-ons information. It brings many relevant articles available in various AEM spaces to a single location for easier access. It includes the following important articles:

- [AEM releases roadmap](#): Lists upcoming releases for AEM as a Cloud Service and supported on-premise and managed services AEM version.
- [AEM releases updates](#): Lists the latest release versions for AEM as a Cloud Service and supported on-premise and managed services AEM versions and directs you to the documentation for these release versions.
- [AEM Forms releases](#): Lists the Software Distribution package links of all released Forms add-on packages.

In addition, the repository includes other important articles, such as [AEM update release vehicle definitions](#) and [Recent AEM Documentation Updates](#).

Adobe Experience Manager desktop app

- Users logging in to desktop app after logging out or logging in for the first time should provide their Experience Manager server URL in the format `https://[aem-server-url]:[port]/` and then select Connect option, to avoid the error “The application encountered an unknown error”. For more information, see [Use Adobe Experience Manager desktop app](#).

Community

- **Announcing a new process to submit Experience Manager feature requests**

Would you like to see a new feature added to the Experience Manager roadmap? Adobe is excited to announce *FeatureBit* - a project to improve the way customers and partners request feature enhancements (known as RFEs) to the Experience Manager product team. Learn more at the [Experience League AEM Community](#).

- **The latest AEM content on Experience League**

This is the official source of Digital Experience technical content produced by Adobe. See the full list [here](#).

New Experience Manager courses and tutorials

Updated: December 2, 2020

New videos, tutorials, and courses published over the past month.

Published	Name	Type	Description
December 2, 2020	Downloading Content Fragments	Video	A video overview of the download capabilities of Content Fragments.

Published	Name	Type	Description
December 2, 2020	<u>Content Fragment Editorial Capabilities</u>	Video	A video overview of the advanced capabilities of Content Fragment editor. Learn how to use annotations and version comparison with Content Fragments.
November 9, 2020	<u>Deploy the assets on your local AEM server</u>	Video	Create the database, deploy the custom OSGi bundle, and import the various client-side artifacts to get the use case running on your local AEM instance.
November 2, 2020	<u>Create the MyApplication form</u>	Article	Create the MyApplication form. This form is used to confirm the unique application id and telephone number of the person trying to retrieve the partially completed adaptive form.

Published	Name	Type	Description
November 10, 2020	<u>Configure access to AEM for Administrators</u>	Course	Explore how users authenticate using Adobe IMS to AEM as a Cloud Service, and how Adobe IMS Users, User Groups, and Product Profiles are used to control access to AEM and its features and functionalities.
November 11, 2020	<u>Create client libraries to be associated with the forms</u>	Article	Learn how to create two libraries: One to include the <code>bootstrap.js</code> to display the dialog box. And a client library to handle the click event on the Save And Exit button.
November 11, 2020	<u>Create the integration with the communications service provider using data model integrations</u>	Article	Integrate AEM Forms with the Nexmo REST API by defining the swagger file to describe the REST API, creating a data source, and a form data model.

Published	Name	Type	Description
November 11, 2020	<u>Create servlet to render the form with saved data</u>	Video	This servlet will be invoked on successful verification of the telephone number.
November 2, 2020	<u>Create the StoreAFWithAttac... form</u>	Article	Create the StoreAFWithAttac... form. This is the main application form that captures the user's information including telephone number with the ability to add attachments.
November 2, 2020	<u>Integrate Adobe Experience Manager and Adobe Analytics to collect page data</u>	Video	This course walks you through a step by step tutorial on how to Integrate Adobe Analytics with Adobe Experience Manager Sites to understand user behavior on a page by collecting page data using the client data layer and then creating an Analysis Workspace project within Adobe Analytics.

Published	Name	Type	Description
November 11, 2020	<u>Create MySQL Database table and an AEM Data Source</u>	Article	Create MySQL database table with appropriate columns and Apache Sling Connection Pooled Datasource pointing to this database.
November 11, 2020	<u>Create servlet to handle the POST calls</u>	Article	Create a servlet in AEM by extending SlingAllMethod... and expose a REST endpoint for accepting POST requests.
November 11, 2020	<u>Store form data with the new attachments file map</u>	Article	Insert a new row in the database identified by the unique GUID.
November 11, 2020	<u>Store form attachments in a new location in CRX</u>	Article	The default location of the form attachments is in the temp folder which gets deleted after a period of time.
November 4, 2020	<u>Asset compute metadata renditions</u>	Tutorial	Add an advanced chapter to the Asset Compute tutorial that covers generating Metadata renditions.

Published	Name	Type	Description
October 21, 2020	<u>Assemble form attachments</u>	Video	Assemble form attachments into one PDF in a specific order.
November 2, 2020	<u>Creating Content Fragments</u>	Video	A video overview of creating a Content Fragment in Adobe Experience Manager (AEM) Assets.
November 2, 2020	<u>Using Content Fragments on Site Pages</u>	Video	Learn how to use Content Fragments on an AEM Sites page. Content Fragment components can be styled using AEM's Style System to display the content as needed.
November 2, 2020	<u>Style System</u>	Video	Create a Style System video for AEM 6.4 using the We.Retail List component.

Published	Name	Type	Description
November 2, 2020	<u>Load and fire a Target call</u>	Video	Learn how to load, pass parameters to page request, and fire a Target call from your site page using a Launch Rule. Page information is retrieved and passed as parameters using the Adobe Client Data Layer that lets you collect and store data about visitors' experience on a webpage and then make it easy to access this data.
October 28, 2020	<u>Video Smart Tags</u>	Video	Experience Manager Assets leverages Adobe Sensei to intelligently tag video assets with keywords that describe key elements of the video, allowing them to be easily discovered using keyword search by AEM users.

Published	Name	Type	Description
October 27, 2020	<u>Introduction to AEM Document Security Extension for Microsoft Office</u>	Article	Adobe Experience Manager Document Security Extension for Microsoft Office ensures that only the people you authorize can use Word, Excel, and PowerPoint files that contain your intellectual property. By using Document Security Extension for Microsoft Office, you can apply predefined confidentiality settings to your files.
October 7, 2020	<u>View Page metrics in Adobe Analytics</u>	Article	Learn how to map data captured from an Adobe Experience Manager Site to metrics and dimensions in Adobe Analytics report suites.
October 8, 2020	<u>Personalization of Full Web Page Experiences</u>	Video	Learn how to create an activity to redirect your site pages that are hosted on AEM to a new page using Adobe Target.

Published	Name	Type	Description
October 8, 2020	<u>Personalization using Visual Experience Composer</u>	Video	Learn how to create an A/B Test Target Activity using Visual Experience Composer (VEC).
September 14, 2020	<u>Create Target Activity using Experience Fragment Offers</u>	Video	Learn how to create and test an Adobe Target Activity using AEM Experience Fragment offers.
October 8, 2020	<u>Export Experience Fragment to Adobe Target</u>	Video	Learn how to export an AEM Experience Fragment as Adobe Target Offers.
October 5, 2020	<u>Insert row in database using form data model variable</u>	Video	Variables of type form data model are generally used to insert rows in the underlying data source of the form data model. This video explains the steps needed to insert a row in the database using AEM workflow.
September 28, 2020	<u>Two Factor Authentication using SMS</u>	Article	Perform OTP verification using SMS in your adaptive forms.

Published	Name	Type	Description
September 28, 2020	<u>Asset Compute Course</u>	Course	This course explores how to extend AEM as a Cloud Service Asset Compute microservices! You should now have the ability to set up, develop, test, debug, and deploy custom Asset Compute workers for use by your AEM as a Cloud Service Author service.
September 23, 2020	<u>Track clicked component with Adobe Analytics</u>	Article	Use the event-driven Adobe Client Data layer to collect data about a page and user interaction on a site in Adobe Experience Manager. Learn how to use rules in Experience Platform Launch to listen for these events and send data to an Adobe Analytics report suite.

Published	Name	Type	Description
September 25, 2020	<u>Integrate Asset Compute workers with AEM Processing Profiles</u>	Video	AEM as a Cloud Service integrates with Asset Compute workers deployed to Adobe I/O Runtime via AEM Assets Processing Profiles. Processing Profiles are configured in the Author service to process specific assets using custom workers, and store the files generated by the workers as asset renditions.
September 25, 2020	<u>Deploy to Adobe I/O Runtime - Tutorial</u>	Video	Asset Compute projects, and the workers they contain, must be deployed to Adobe I/O Runtime to be used by AEM as a Cloud Service.

Published	Name	Type	Description
September 25, 2020	<u>Debug an Asset Compute worker</u>	Article	Asset Compute workers can be debugged in several ways, from simple debug log statements, to attached VS Code as a remote debugger, to pulling logs for activations in Adobe I/O Runtime initiated from AEM as a Cloud Service.
September 25, 2020	<u>Use the Asset Compute Dev Tool</u>	Article	The Asset Compute Dev Tool is a local web harness allowing developers to configure and execute Asset Computer workers locally, outside the context of the AEM SDK against the Asset Compute resources in Adobe I/O Runtime.

Published	Name	Type	Description
September 27, 2020	Develop an Asset Compute worker	Article	Asset Compute workers are the core of an Asset Compute application as provide custom functionality that performs, or orchestrates, the work performed on an asset to create a new rendition.
September 25, 2020	Configure the manifest.yml	Article	The Asset Compute project's manifest.yml, describes all the workers in this application to be deployed.
September 14, 2020	Configure the environment variables	Video	Environment variables are maintained in the '.env' file for local development, and are used to provide Adobe I/O credentials and cloud storage credentials required for local development.

Published	Name	Type	Description
September 14, 2020	<u>Create an Asset Compute project</u>	Article	Asset Compute applications are Node.js projects, generated using the Adobe I/O CLI, that adhere to a certain structure allowing them to be deployed to Adobe I/O Runtime and integrated with AEM as a Cloud Service.
September 14, 2020	<u>Configure the environment variables</u>	Article	Environment variables are maintained in the '.env' file for local development, and are used to provide Adobe I/O credentials and cloud storage credentials required for local development

Published	Name	Type	Description
September 14, 2020	<u>Create an Asset Compute project</u>	Video	Asset Compute applications are Node.js projects, generated using the Adobe I/O CLI, that adhere to a certain structure allowing them to be deployed to Adobe I/O Runtime and integrated with AEM as a Cloud Service.
September 14, 2020	<u>Set up Adobe Developer App Builder</u>	Tutorial	Asset Compute applications are specially defined Adobe Developer App Builder applications, and as such, require access to Adobe Developer App Builder in the Adobe Developer Console in order to set up and deploy them.

Published	Name	Type	Description
September 25, 2020	<u>Set up a local development environment</u>	Article	Developing Asset Compute workers, which are Node.js JavaScript applications, require specific development tooling that differs from traditional AEM development, ranging from Node.js and various npm modules to Docker Desktop and Microsoft Visual Studio Code.
September 25, 2020	<u>Set up accounts and services</u>	Article	Developing Asset Compute workers require access to accounts and services including AEM as a Cloud Service, Adobe Developer App Builder, and cloud storage provided by Microsoft or Amazon.

Published	Name	Type	Description
September 30, 2020	<u>Explore the Adobe Client Data Layer</u>	Article	Explore the features and functionality of the event-driven Adobe Client Data layer and its integration with AEM Sites Core Components. Learn to how to listen for events, get the current state and modify the data layer.
September 30, 2020	<u>Introduction to the Adobe Client Data Layer</u>	Video	Learn how the event-driven Adobe Client Data layer exposes data from AEM Sites Core Components. Using the Adobe Client Data Layer, tag management solutions like Experience Platform Launch can transmit website data to applications like Analytics and Target.

Published	Name	Type	Description
October 8, 2020	<u>Add Target extension to Launch Property.</u>	Video	Learn how to load, pass parameters to page request, and fire a Target call from your site page using a Launch Rule. Page information is retrieved and passed as parameters using the Adobe Client Data Layer that lets you collect and store data about visitors' experience on a webpage and then make it easy to access this data.
October 7, 2020	<u>Create Adobe Target Cloud Service account</u>	Video	Learn how to integrate Adobe Experience Manager as a Cloud Service with Adobe Target using Cloud Service and Adobe IMS authentication.

Published	Name	Type	Description
October 2, 2020	<u>Overview of AEM and Adobe Target</u>	Video	AEM and Target are both powerful solutions with seemingly overlapping capabilities. Customers sometimes struggle with understanding how and when to use these products in conjunction to deliver personalized experience. To deliver optimized experience for every end user, different teams within your organization should work closely and define who does what.
October 2, 2020	<u>Integrating AEM Forms and Adobe Sign</u>	Course	Working together, Adobe Sign and AEM Forms let you automate complex transactions and include secure, legal e-signatures as part of a seamless digital experience.

Published	Name	Type	Description
October 6, 2020	<u>Creating interactive document for the print channel</u>	Course	Interactive Communications centralizes and manages the creation, assembly, and delivery of secure, personalized, and interactive correspondences such as business correspondence, documents, statements, benefit notices, marketing mails, bills, and welcome kits. This course will highlight the creation of various components that make up an interactive communication document.

Published	Name	Type	Description
October 10, 2020	<u>Getting started with AEM SPA Editor for developers</u>	Course	Learn how to build highly performant Single Page Applications (SPAs) that can be authored in AEM with the AEM SPA Editor. This course covers the major development tasks from creating a new SPA Editor Project all the way through building custom components. Equivalent lessons for Angular and React frameworks are provided; it is expected that most developers will choose a single framework to use.
October 7, 2020	<u>Asset Compute extensibility</u>	Article	Tutorial walking through creating a custom asset micro service worker for AEM as a Cloud Service.

Published	Name	Type	Description
October 6, 2020	<u>Create your first Adaptive Form</u>	Course	AEM Forms allow you to create forms that are engaging, responsive, dynamic, and adaptive. The course starts with the creation of a custom adaptive form template and walks you through the process of creating an adaptive form using the various form components.
October 21, 2020	<u>Local Dispatcher Tools</u>	Article	AEM's Dispatcher is an Apache HTTP Web server module that provides a security and performance layer between the CDN and AEM Publish tier. Learn how to set up the Dispatcher as part of a local development environment.
October 14, 2020	<u>Getting started with AEM Sites for developers</u>	Course	This course updates an <u>existing course</u> on Experience League.

Experience Manager release information

All Experience Manager release notes are maintained at the following pages:

- [Experience Manager release updates and roadmap](#)
- [AEM as a Cloud Service release information](#)
- [AEM Cloud Manager release notes](#)
- [Automated Forms Conversion Service release notes](#)
- [AEM 6.5 Service Pack release notes](#)
- [AEM 6.4 Cumulative Fix Pack release notes](#)
- [AEM Assets Dynamic Media release notes](#)
- [AEM Brand Portal release notes](#)
- [AEM desktop app release notes](#)
- [AEM Dispatcher release notes](#)
- [Adobe Primetime release notes](#)
- [Livefyre release notes](#)

Additional help resources for AEM

- [AEM as a Cloud Service guides](#)
- [AEM 6.5 Learn & Support Home](#)
- [AEM 6.4 Learn & Support Home](#)
- [AEM 6.3 Learn & Support Home](#)
- [AEM 6.2 Learn & Support Home](#)
- [Cloud Manager User Guide](#)
- [Older Versions of AEM Documentation](#)
- [Dynamic Media Classic Help Home](#)



Adobe Campaign provides an intuitive, automated way to deliver one-to-one messages across online and offline marketing channels. You can now anticipate what your clients want using experiences determined by their habits and preferences.

New product releases

Release information for Campaign Classic, Campaign Standard and Control Panel.

Control Panel

- Subdomain configuration using CNAMEs - [Learn more](#)
- Database monitoring enhancements - [Learn more](#)

New Campaign courses and tutorials

New videos, tutorials, or courses published over the past month.

Updated **December 2, 2020**

Published	Name	Solution	Description
November 23, 2020	Configuring and sending Push notifications	Campaign Classic	Learn how to configure and send a push notification to android app users.
November 19, 2020	Configuring an Android service and creating an Android mobile application in Campaign	Campaign Classic	Learn how to configure an Android service and create an Android mobile application in Campaign.

Published	Name	Solution	Description
November 2, 2020	<u>Control Panel - Generate a SSH Key</u>	Campaign Classic	Learn how to generate a SSH key using a terminal and how to store the public version of the key in the Control Panel.
October 28, 2020	<u>Control Panel - Monitoring database usage</u>	Campaign Classic	Learn how to monitor your instances's database usage with the Control Panel.
October 28, 2020	<u>Control Panel - Monitoring databases</u>	Campaign Standard	Learn how to monitor your instances's database usage with the Control Panel.
October 12, 2020	<u>Control Panel - Adding an IP range to the allow list</u>	Campaign Standard	Learn how to add an IP address range to the allow list in the Control Panel.
October 7, 2020	<u>Control Panel - Generate a SSH Key</u>	Campaign Classic	Learn how to generate a SSH key using a terminal and how to store the public version of the key in the Control Panel.

Published	Name	Solution	Description
October 2, 2020	<u>Control Panel - Connect to a SFTP Server</u>	Campaign Classic	Learn how to connect to your SFTP server using a client SFTP application, using the keys you have stored in the Control Panel.
October 2, 2020	<u>Control Panel - Connect to a SFTP Server</u>	Campaign Standard	Learn how to connect to your SFTP server using a client SFTP application, using the keys you have stored in the Control Panel.
October 2, 2020	<u>Control Panel - Generate a SSH Key</u>	Campaign Standard	Learn how to generate a SSH key using a terminal and how to store the public version of the key in the Control Panel.
November 2, 2020	<u>Control Panel - Connect to a SFTP Server</u>	Campaign Classic	Learn how to connect to your SFTP server using a client SFTP application, using the keys you have stored in the Control Panel.

Published	Name	Solution	Description
October 6, 2020	<u>Control Panel - Getting started with the Control Panel</u>	Campaign Classic	This article explains how to access the Control Panel and what the prerequisites are to be able to work with the control panel.
October 6, 2020	<u>Control Panel - Getting started with the Control Panel</u>	Campaign Standard	This article explains how to access the Control Panel and what the prerequisites are to be able to work with the control panel.
October 20, 2020	<u>Control Panel - Getting started with the Control Panel - Article</u>	Campaign Classic	This article explains how to access the Control Panel and what the prerequisites are to be able to work with the control panel.
October 20, 2020	<u>Control Panel - Getting started with the Control Panel - Article</u>	Campaign Standard	This article explains how to access the Control Panel and what the prerequisites are to be able to work with the control panel.
October 19, 2020	<u>Control Panel - Adding an IP range to the allow list</u>	Campaign Classic	Learn how to add an IP address range to the allow list in the Control Panel.

Published	Name	Solution	Description
October 19, 2020	Control Panel - Adding an IP range to the allow list	Campaign Standard	Learn how to add an IP address range to the allow list in the Control Panel.
October 16, 2020	Control Panel - Delegating Subdomains using CNAME (beta) - Feature video	Campaign Classic	Learn how to set up and submit a subdomain using CNAMEs in the Control panel.
October 16, 2020	Control Panel - Delegating Subdomains using CNAME (beta) - Feature video	Campaign Standard	Learn how to set up and submit a subdomain using CNAMEs in the Control panel.

Help resources

- Adobe Campaign Standard: [Help Center](#) - [Release Notes](#) - [How-to videos](#) - [Release Planning](#) - [Latest documentation updates](#)
- Adobe Campaign Classic: [Help Center](#) - [Release Notes](#) - [How-to videos](#)- [Latest documentation updates](#)
- Adobe Campaign Control Panel: [Documentation](#) - [Release Notes](#) - [How-to-videos](#) for [Campaign Standard](#) / [Campaign Classic](#)

Advertising Cloud

Release notes for Adobe Advertising Cloud.

- [New features in Advertising Cloud DSP](#)
- [New features in Advertising Cloud Search](#)

New features in Advertising Cloud DSP

Updated: October 28, 2020

Feature	Description
New Help	(October 28 release) The legacy help was replaced with updated pages, which are available from the Help link in the DSP main menu and are also available at all times from https://experienceleague.adobe.com/docs/.../cloud/dsp/home.html
Campaigns	(October 28 release) The previous Campaigns Beta views are now the default Campaigns views, for quicker insights, simplified workflows, and customized views.
Private Inventory	(October 15 release) All users can now set up and edit deal ID details using a new deal ID form, which is a simplified version of the legacy Smart Ad Serving form. To set up new deal ID details, go to Inventory > Deals , select Create , and then select Deal ID Beta .
Placement Forecasting	(October 15 release) For placements with placement-level pacing, the Forecast section of the placement settings includes a new Estimated Maximums section, which indicates how much more capacity is available with the current targeting configuration.

New features in Advertising Cloud Search

Release date: October 17, 2020

Feature	Description
Search Campaigns	In the Accounts view, the Access column now indicates when Advertising Cloud Search is unable to log in to an enabled search engine account. To see the cause of the error, hold the cursor over the warning icon.
Custom Alerts	The former Alerts Beta is now called Custom Alerts.
	In custom alerts, the workflow for identifying when metrics for the specified date range have increased or decreased from metrics for the previous period was simplified and moved to the Filters tab.

Ad Cloud tutorials and courses

Updated: December 2, 2020

Published	Name	Solution	Description
November 14, 2020	<u>Create Advertising Cloud Dashboards with Adobe Analytics</u>	Video	Techniques for creating an Advertising Cloud dashboard for live campaign monitoring.

Published	Name	Solution	Description
November 14, 2020	<u>Create Advertising Cloud Site Entry Reports</u>	Video	Creating an Advertising Cloud site entry report to monitor day of week, time of day, browser, and geographical influence.
November 14, 2020	<u>Create Analytics Custom Metrics with Advertising Cloud Data</u>	Video	Useful custom metrics to create when using Advertising Cloud data within Adobe Analytics.
November 14, 2020	<u>Create Analytics Segments for Activation and Reporting</u>	Video	Using Advertising Cloud dimensions to create segments for cleaner reporting and analysis.
November 14, 2020	<u>Understanding Predictive Audiences</u>	Video	In this video, we will discuss what Audience Manager Predictive Audiences are, present details about how they work, and point out use cases.

Published	Name	Solution	Description
November 14, 2020	<u>Create Analytics Profiles for Advertising Cloud Activation and Reporting</u>	Video	How to use Adobe Analytics to create robust site retargeting pools for Advertising Cloud remarketing.
November 14, 2020	<u>Reporting with Advertising Cloud Marketing Channels</u>	Video	How the Advertising Cloud view-through and click-through entry data works with Adobe Analytics Marketing Channels.
November 14, 2020	<u>Create a Pre-Launch Campaign Analysis with Adobe Analytics</u>	Video	How to use Adobe Analytics to set the foundation for launching an Advertising Cloud paid media campaign.

Magento

For Magento release notes, see:

- [Magento Commerce 2.3.5](#)
- [Magento Open Source 2.3.5](#)

Target

See [Target release notes](#) for the latest release information.

New Adobe Target courses and tutorials

Updated: November 2, 2020

Published	Name	Type	Description
October 11, 2020	<u>Hybrid Personalization Deployment Model</u>	Video	Adobe Target offers a unique hybrid deployment model for personalization - blending client-side and server-side implementations. This hybrid model allows non-technical users to author an experiment or personalization activity using the WYSIWYG Visual Experience Composer and have the experience be executed, delivered, and rendered by the server-side for a highly performant delivery.

Marketo Engage

Marketo Engage is a complete applications for lead management and B2B marketers looking to transform customer experiences by engaging across every stage of complex buying journeys.

Core Marketo Engage updates

See Marketo [release notes](#) for the latest release information.

Upcoming features

The following features are releasing throughout the quarter:

Feature	Description
Bizible	<ul style="list-style-type: none">• New account-based segmentation• Save dashboard-specific filters• Export Bizible dashboards as PDFs
Sales Connect	Compose Window and Command Center updates/enhancements

Deprecations

- **Asset API “_method” Parameter:** After September 2020, Asset API Endpoints will no longer accept _method to pass Query Parameters in a POST body to bypass URI length limitations.
- **Internet Explorer Support Deprecation:** Beginning with the July release on July 31, 2020, the Marketo Engage user interface will no longer be supported on Internet Explorer.

For cumulative and historical release notes, see [Marketo release notes](#).

Document Cloud

Release information and help resources for Adobe Document Cloud.

New Adobe Sign courses and tutorials

New videos, tutorials, or courses published for Adobe Document Cloud.

Published	Name	Type	Description
November 2, 2020	Gather High-Volume Documents using GigaSign	Video	Gigasign allows you to send, collect, and track documents for signature to thousands of people at the same time. It is designed for high-volume communications with your employees and customers. GigaSign leverages the Adobe Sign API to provide the same functionality as MegaSign, but includes additional support for multiple signers, recipient groups, recipient roles, agreement names, carbon copy and more.
September 29, 2020	Quick Tour of Adobe Sign	Video	In this video, we'll do a quick tour of Adobe Sign starting on the Home screen.

For Document Cloud help, see:

- [Adobe Acrobat Learning Hub](#)

- [Adobe Sign Learning Hub](#)
- [Document Cloud Learn & Support](#)

[Previous page](#)

[Next page](#)