



DEVELOPERS LIVE

Environment Variables with AEM as a Cloud Service

Shankari Panchapakesan | Sr. Product Manager

Raul Hudea | Sr. Computer Scientist



Key Takeaways

1

Adaptive code makes for easy maintenance



You only have to take care of the setup and configuration of your application once

2

Improve security by following best practices



Separate code from configuration and avoid including sensitive information in your version control

3

Avoid expensive production mistakes



Enable different configurations on a testing environment vs. Production to avoid costly mistakes


Agenda

Environment Variables Overview

Demo

Key Takeaways

Q&A



Environment Variables Overview




Environment Variables Requirement

The Adobe I/O CLI plays an integral role in development on AEM as a Cloud Service as it provides developers the ability to manage Cloud Manager environment & pipeline variables from the CLI



Pipeline & Standard Environment Variables Overview

Pipeline Variables



Quick Tips

- Used to vary behavior of build process
- Accessible inside the build process

Use Cases

- Dev minification is set differently on Dev vs Stage or Prod
- Disable caching on Dev

Standard Environment Variables



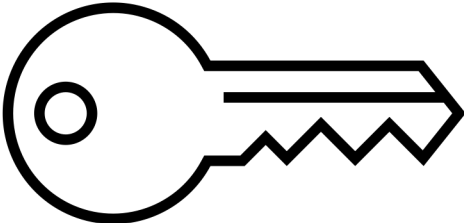
- Provided to the runtime environment
- Used in OSGi configuration

- Store passwords outside of version control, instead use a reference.
- Connect your AEM application with different external endpoints


Demo




Using Environment Variables



Adobe I/O API
Integration



Adobe I/O CLI



Code

Pipeline Variables

- Changing build behavior based on pipeline variables

Standard Environment Variables


- Changing application behavior based on standard environment variables

Standard Environment Variables – OSGI configuration




Inline values

```
{ "common" : "value" }
```



Environment specific values

```
{ "endpoint" : "${env:ENDPOINT}" }
```



Environment secrets

```
{ "authToken" : "${secret:AUTH_TOKEN}" }
```

Key Takeaways



Key Takeaways

1

Adaptive code makes for easy maintenance



You only have to take care of the setup and configuration of your application once

2

Improve security by following best practices



Separate code from configuration and avoid including sensitive information in your version control

3

Avoid expensive production mistakes



Enable different configurations on a testing environment vs. Production to avoid costly mistakes

THANK YOU!
Q&A



Gotchas

- Make sure that you have Developer or System Admin role in your IMS Org
- You can only set environment variables if your environment is in “Ready” state



Appendix


[Setup Adobe I/O CLI](#)

[Environment Variables](#)

[Cloud Manager Plugin for the Adobe I/O CLI](#)

[Adobe Developer Console](#)

[Configuring OSGi for AEM as a Cloud Service](#)





Pipeline



and Enviro



ables Overview

	Quick Tips	Use Cases
<p>Pipeline Variables</p> 	<ul style="list-style-type: none">• Used to vary behavior of build process• Accessible inside the build process	<ul style="list-style-type: none">• Dev minification is set differently on Dev vs Stage or Prod• Disable caching on Dev
<p>Standard Environment Variables</p> 	<ul style="list-style-type: none">• Provided to the runtime environment• Used in OSGi configuration	<ul style="list-style-type: none">• Store passwords outside of version control, instead use a reference.• Connect your AEM application with different external endpoints