



DEVELOPERS LIVE

Preview: Building Digital Enrollment Experiences with AEM Forms in Cloud

Arun Taneja | Principal Product Manager

Salil Taneja | Senior Engineering Manager



Agenda

Speaker Name


Section

Arun Taneja

AEM Forms in the Cloud – Overview

Salil Taneja

AEM Forms in the Cloud – what's new
& demo



AEM Forms Vision

A secure and scalable Cloud-native solution that offers **agility** as well as **extensibility** to deliver customized digital enrollment experiences across all channels



Forms on AEM Cloud Service Benefits



Always current

New capabilities seamlessly validated and live instantly so that teams can focus on innovating instead of planning for version upgrades



Modular, scalable and global

Optimal performance for customers and employees based on autoscaling and microservices architecture



Performance resiliency

Redundancy and monitoring to provide mission-critical service level availability



Secure by default

All environments pre-configured to Adobe-backed security rules based on enterprise-tested best practices and security frameworks such as ISO 27001 and SOC-2

AEM Forms in the Cloud | Digital Enrollment Use Case Pilot

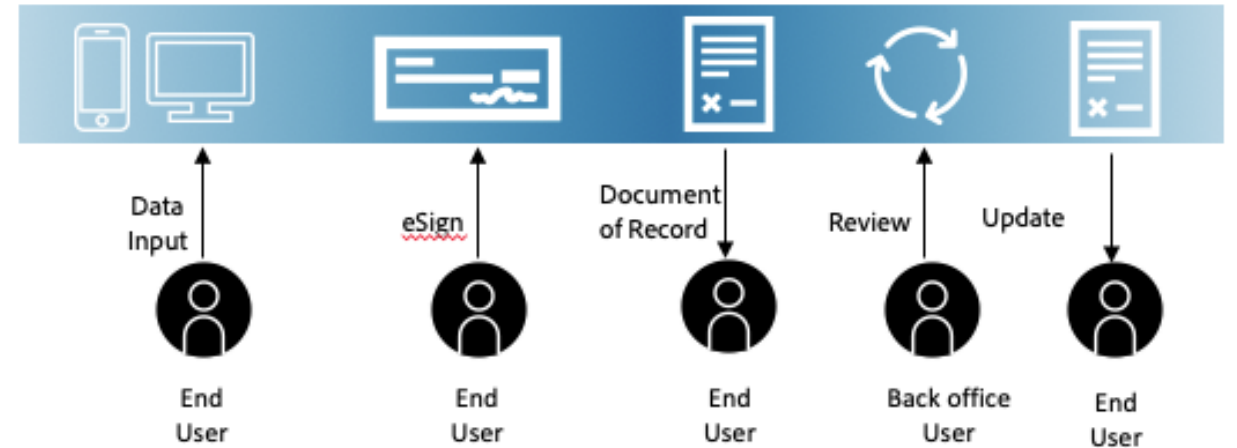


Customers: Digital Enrollment Creation

CX leads and Forms Practitioners build and publish enrollment experiences that are mobile responsive and multi-channel

Users: Digital Enrollment Journey

Users engage in an end-to-end digital enrollment journey

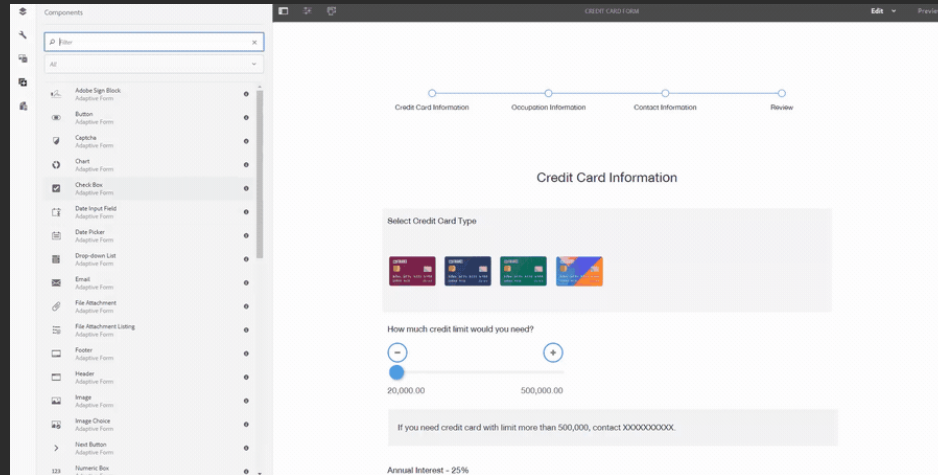


Digital Enrollment User Journey

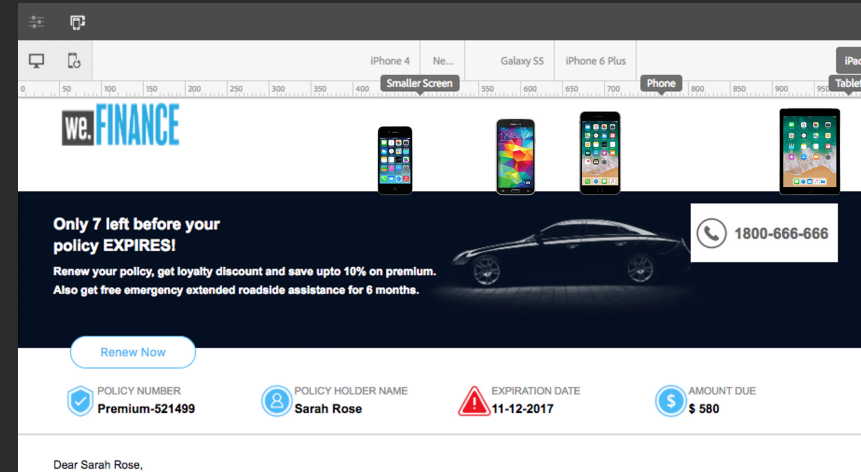
Stay tuned for GA release announcement in the next quarter!

Empower The Business User to Do More and Increase Efficiency

- AEM Forms offers a user-friendly, no-code required interface
- Drag & Drop, update once and re-use everywhere with Form Fragments
- Automatically optimize content for multi-channel access.
- Connect with business applications such as CRM systems
- Automate business workflows for efficient organizational processes



Drag & drop form authoring



Create once and optimize for all devices,
WYSIWYG preview

Accelerate Time to Value with Automated Forms Conversion

Powered by
Adobe Sensei

- AI and machine learning enables batch conversion of existing PDF & XDP files to adaptive forms
- Extract re-usable form components and data schemas for scalability
- Apply templates and themes for consistent brand experience across forms collection
- Add form analytics to measure form usage and optimize performance
- Add automatic document of record generation

A screenshot of a PDF loan application form. The form is titled "Loan Application" and contains two main sections: "Personal Details - Person 1" and "Personal Details - Person 2". Each section includes fields for name, date of birth, gender, marital status, and residential address. There are also checkboxes for various options like "Home has mortgage" and "Resident of (if not Australia)".

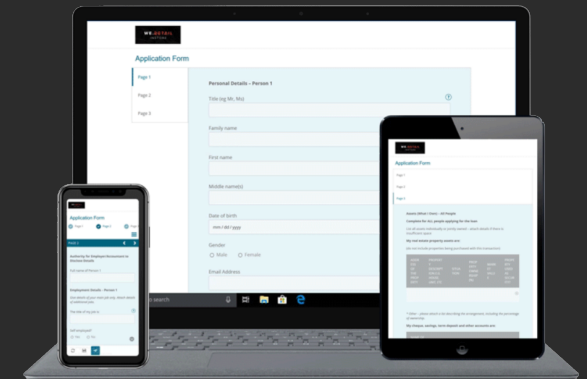
Upload PDF/XDP

A screenshot of the "Start Automated Form Conversion" configuration window. The window has a "General" tab and an "Output" tab. Under "General", there is a dropdown for "Automated Form Conversion Configuration" set to "WWS Demo Config". Below that, there are fields for "Template" and "Theme", both with dropdown menus. There are also checkboxes for "Extract Fragments" and "Existing Fragments". A "Start Conversion" button is visible at the bottom right.

Set up Configuration
AI Conversion


A screenshot of the converted adaptive loan application form. The form is now an adaptive form with a yellow background and rounded corners. It has the same structure as the PDF form but is designed to be responsive. The "Personal Details - Person 1" and "Personal Details - Person 2" sections are clearly visible with their respective fields and checkboxes.

Review & Adjust

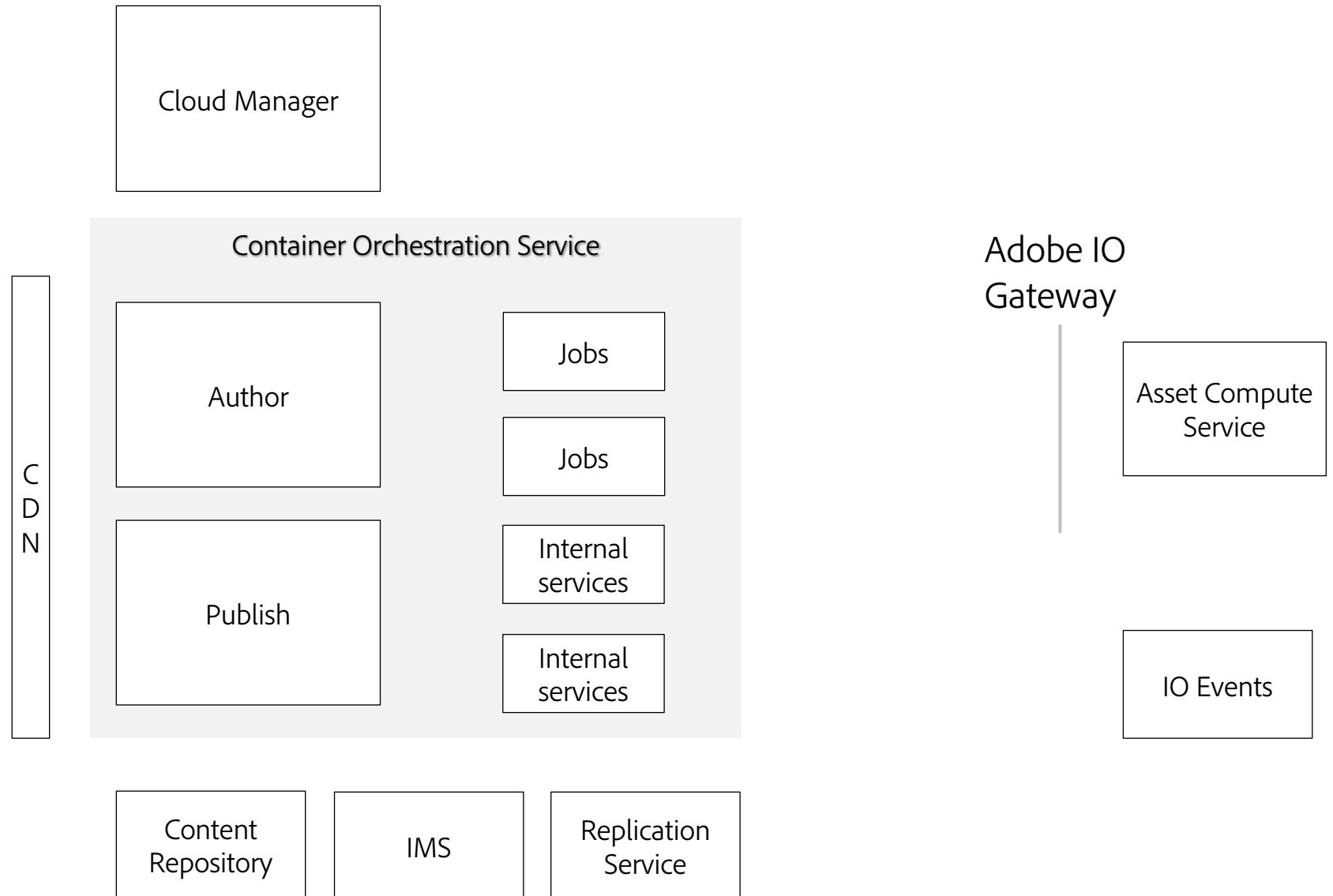


Mobile-responsive
Adaptive Form

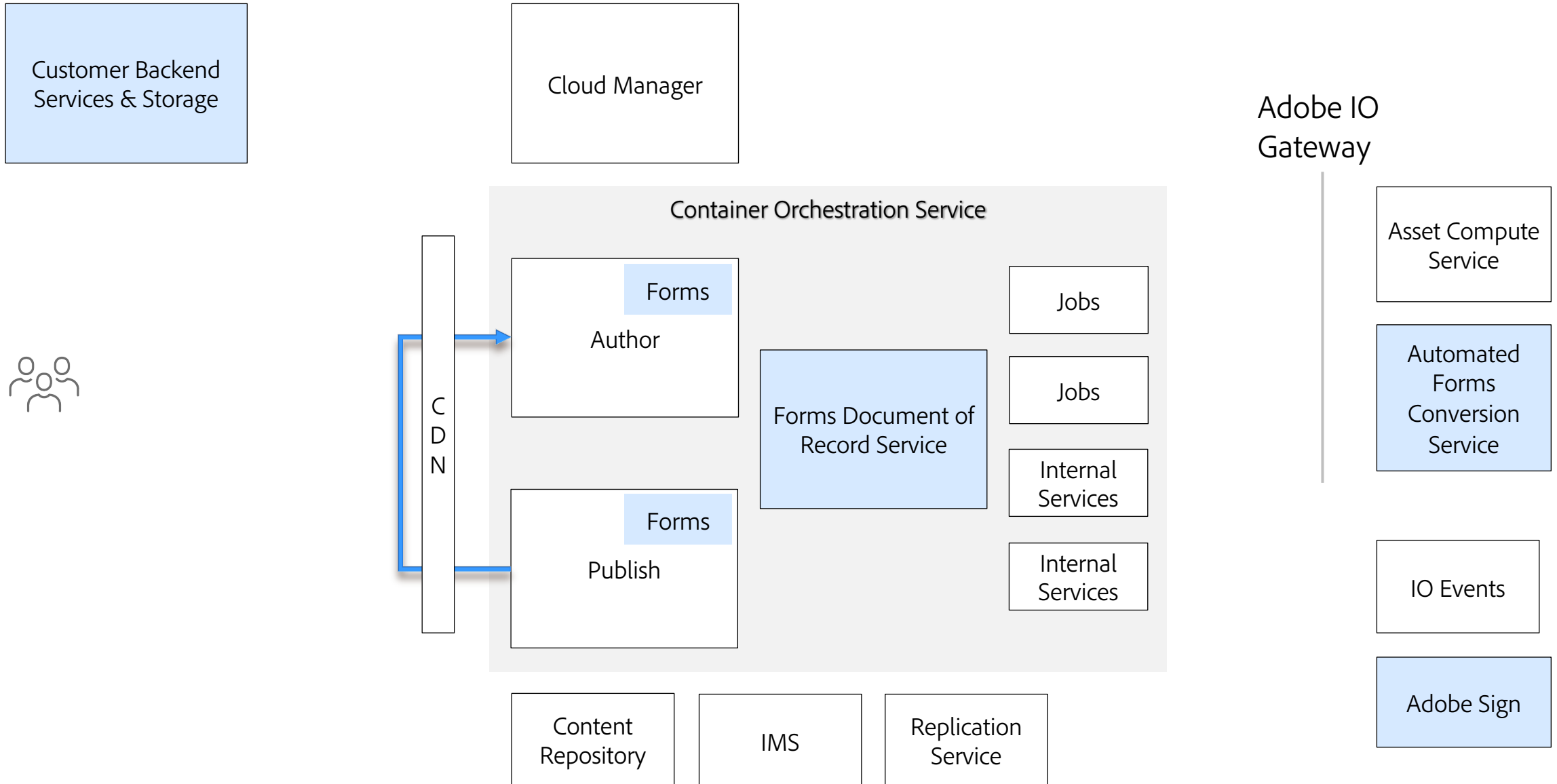
AEM Forms in the Cloud – what's new & demo



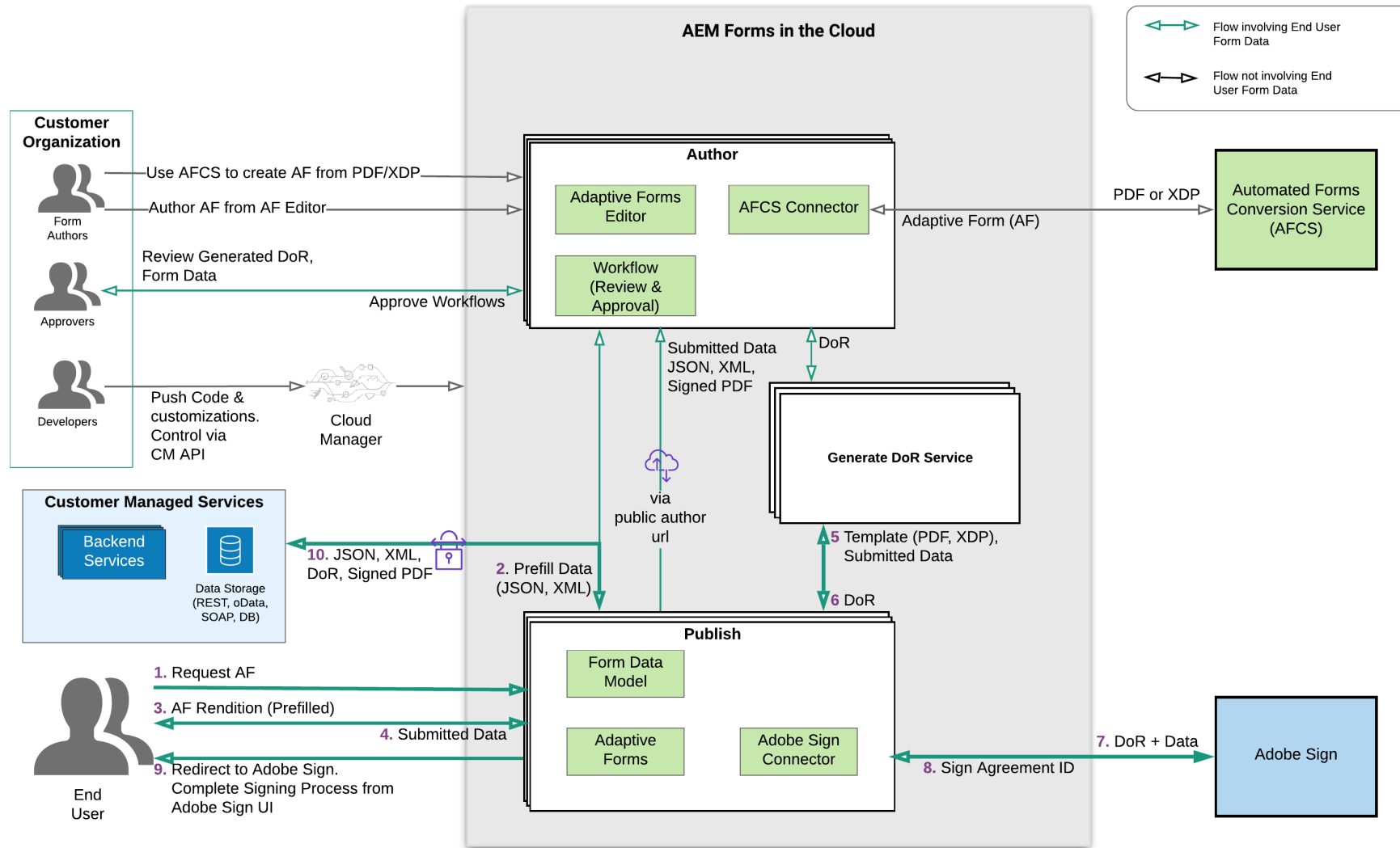
High Level Architecture | AEM Sites CS



High Level Architecture | AEM Forms CS



User and Information Flow



What's new




What's New | Enhanced Performance



Client-side data Merge




Dispatcher and CDN caching
by default



Auto scaling

What's New | Operational & Development Efficiency



Reduced configuration

OOTB AFCS configured
OOTB Workflow configured



Improved Sign integration

New Flow
Detection of Sign fields in AFCS



Forms core container component

What's New | Enhanced Security



Always on Latest



Adaptive Form Rules

All the code via VSTS

More powerful visual rule editor



Document of record

Separate container

More controls



Theme Editor

Stricter ACLs



Workflow

Technical account for invocation

Auto rollover of secrets



No local persistence - Bring your own storage

Migration



Migration Tooling




Best Practices Analyzer

Migration Challenges

Mitigation

Best Practice recommendation



Content Migration Tooling

Code editor migration

Older style content

Demo : Building Digital Enrollment Experiences with AEM Forms in the Cloud

