



Adobe

# CQ Gems on Adobe Experience Manager

John Fait | AEM Media Publisher Add-On



# Outline

- Media and Publishing Background
- Media Publisher Overview
- DPS Integration Overview and Details
- Media Publisher UI Overview
- Media Publisher Demo
- Q & A

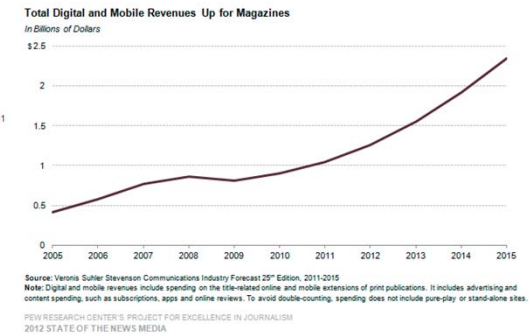
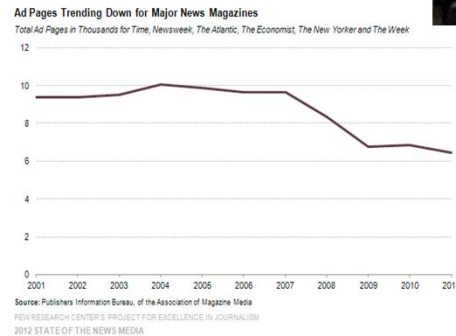
# Media and Publishing Background


- **Challenges**

- Audience
- Economics
- Resources
- Relevancy

- **Initiatives**

- Agile
- Personalization
- Reuse
- Interactivity

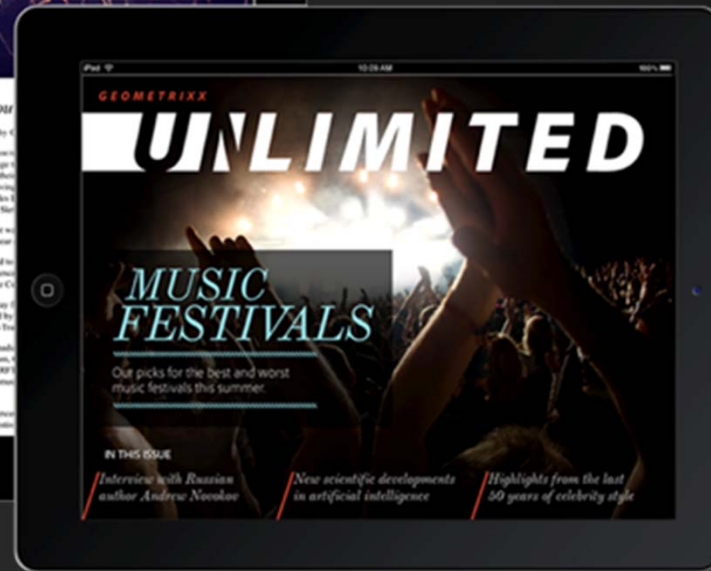




Adobe  
Experience  
Manager

Media Publisher

Streamlined creation and management of digital media and publications



## Efficient Content Delivery

Improve time to launch across multiple channels

## Content Reuse

Repurpose digital assets for different channels and syndications

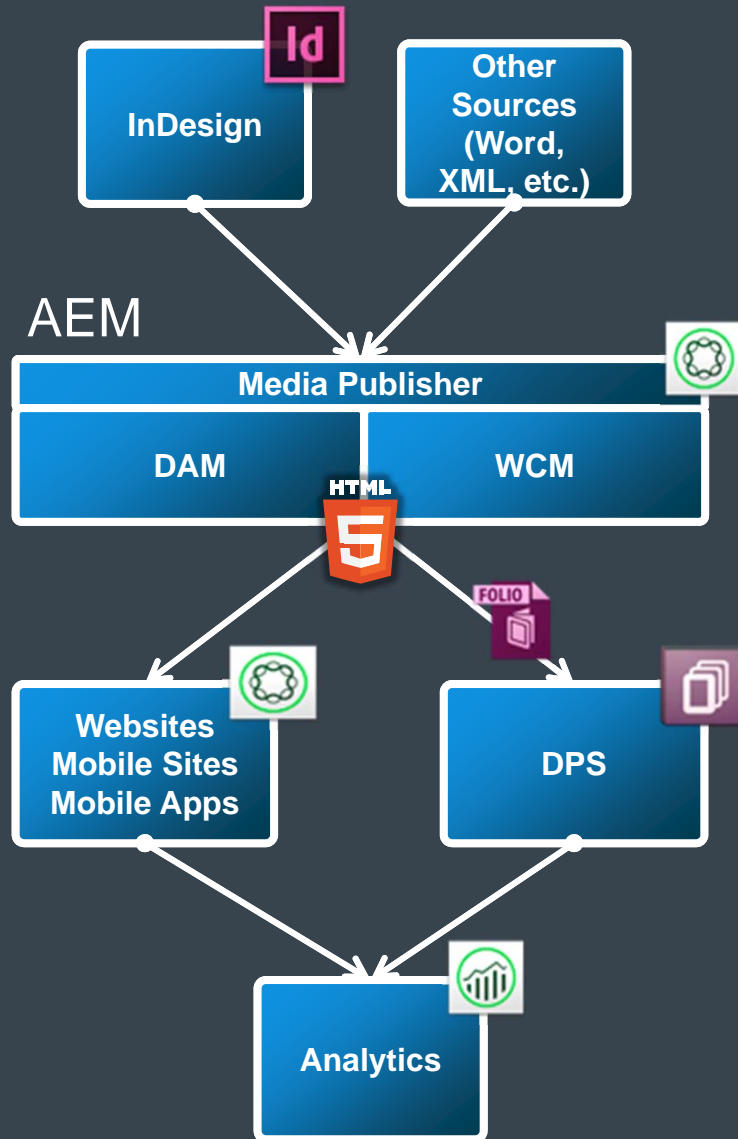
## Simplify Content Management

Create, control, and find images, copy, and other content

## Out of the Box Integration

Best of breed tools for digital publishing, content creation and optimization

# Media Publisher



Built on Adobe Experience Manager 5.6 WCM & DAM

## Media Publisher

- Manuscript management and Copy Editing
- Adobe Digital Publishing Suite (DPS) integration
- Media reference website and components
- Media reference magazine and components

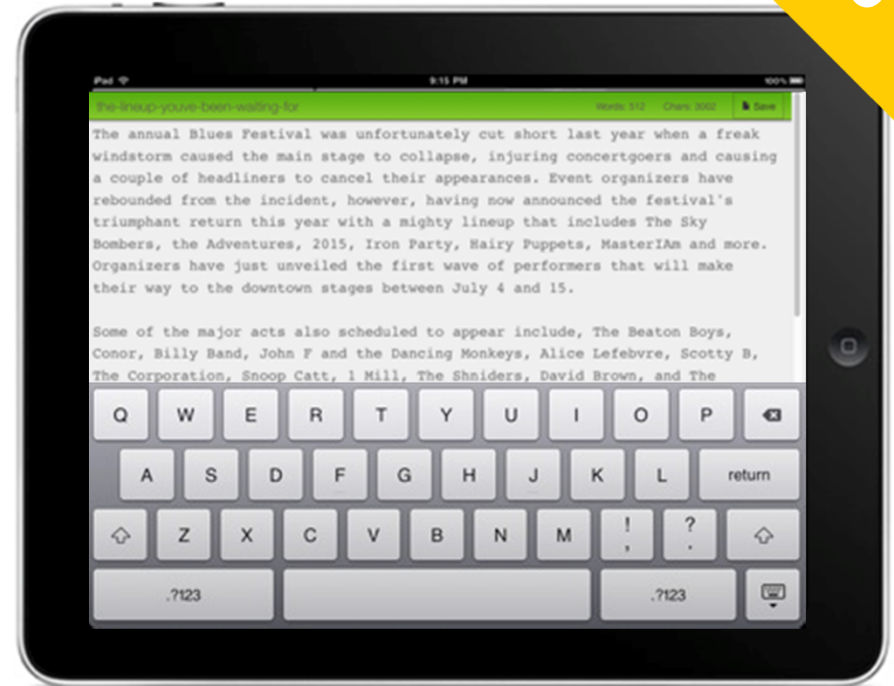
# Adobe® Digital Publishing Suite (DPS)

DPS is a complete solution for individual designers, traditional media publishers, ad agencies, and companies of all sizes that want to create, distribute, monetize, and optimize engaging content and publications for tablet devices.



## Manuscript Management and Copy Editing

- Copy is a managed asset separate from content that can be used directly for web or DPS pages
- Editors can create a manuscript request, add background information, and assign to writers
- Mobile first tool for writers to add copy



## DPS Integration

- Create and manage digital content and publications
- Create rich digital content for tablets and phones with the easy to use WCM tools
- Package and upload content to DPS for distribution and monetization



## Geometrix Unlimited

- Reference publication including article and advertisement pages
- Built using Responsive Web Design
- Samples components



## Geometrixx Media

- Reference website including main and article pages
- Built using Responsive Web Design and includes device based previews
- New media specific components:
  - Article
  - Adaptive Image
  - Article Summary
  - Popular Articles
  - Recommended Articles



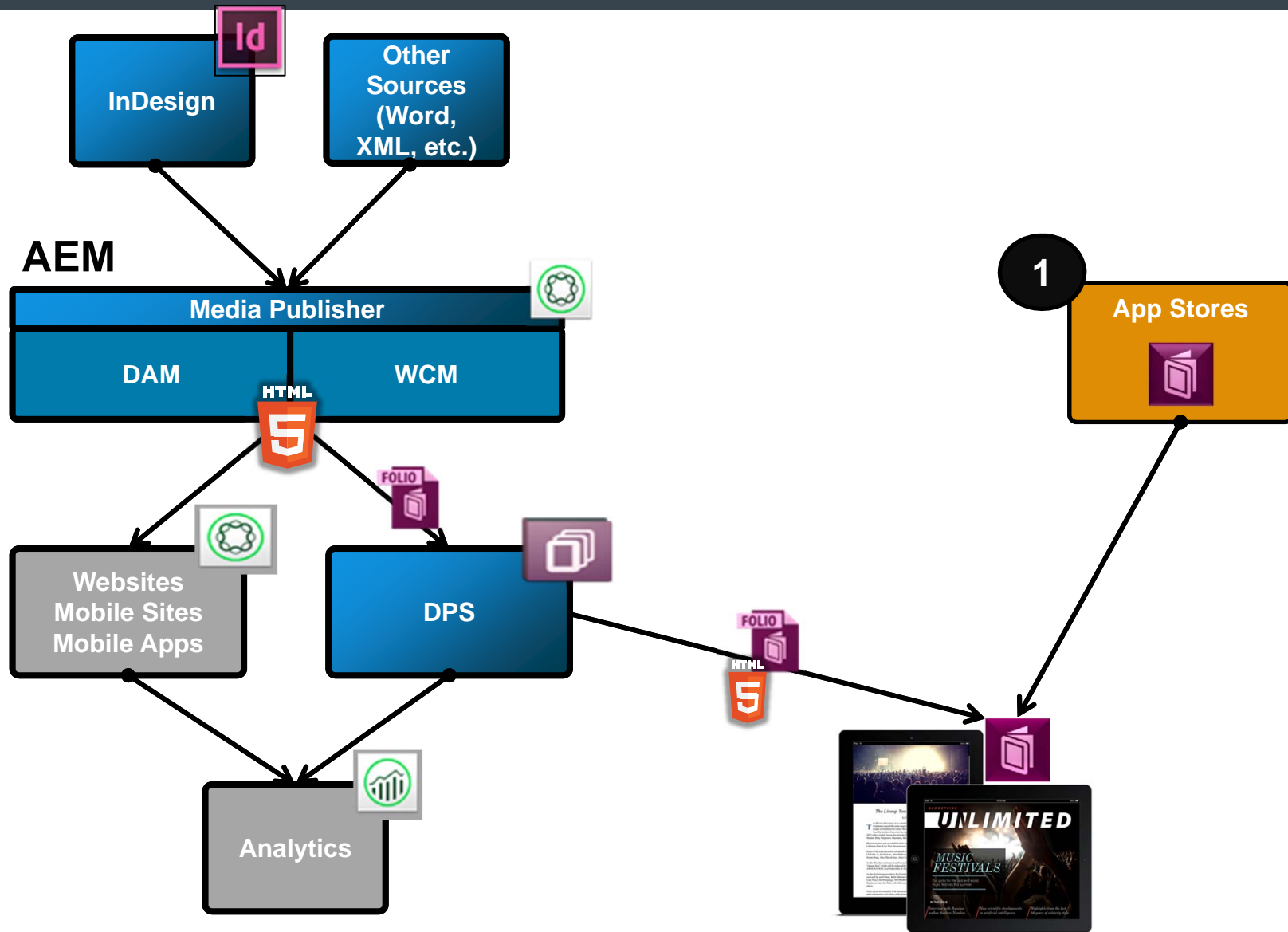
**How does a magazine created in CQ get to a users device?**

# How does a magazine created in CQ get to a users device?

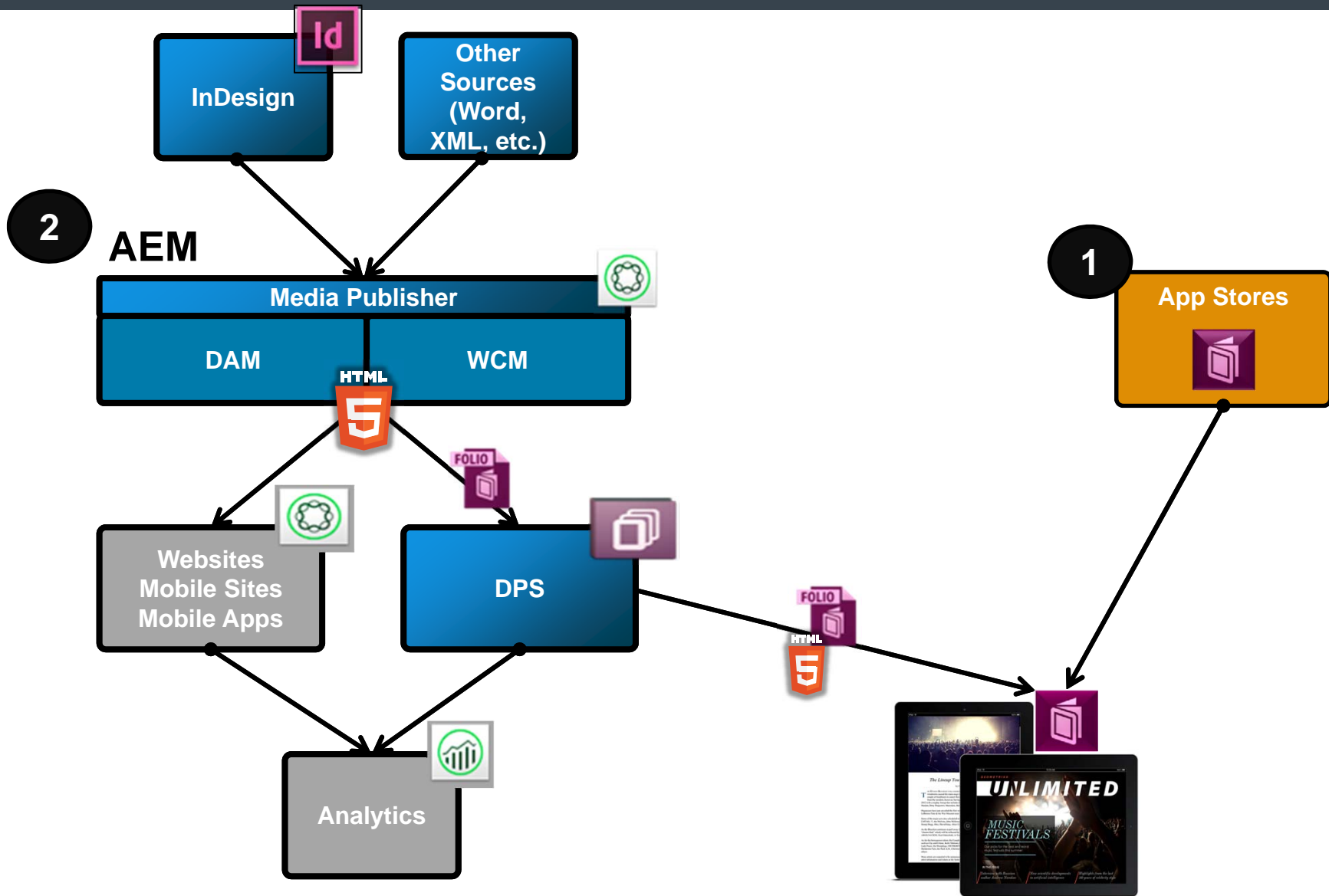
It involves 2 main elements;

1. Content
2. Viewer

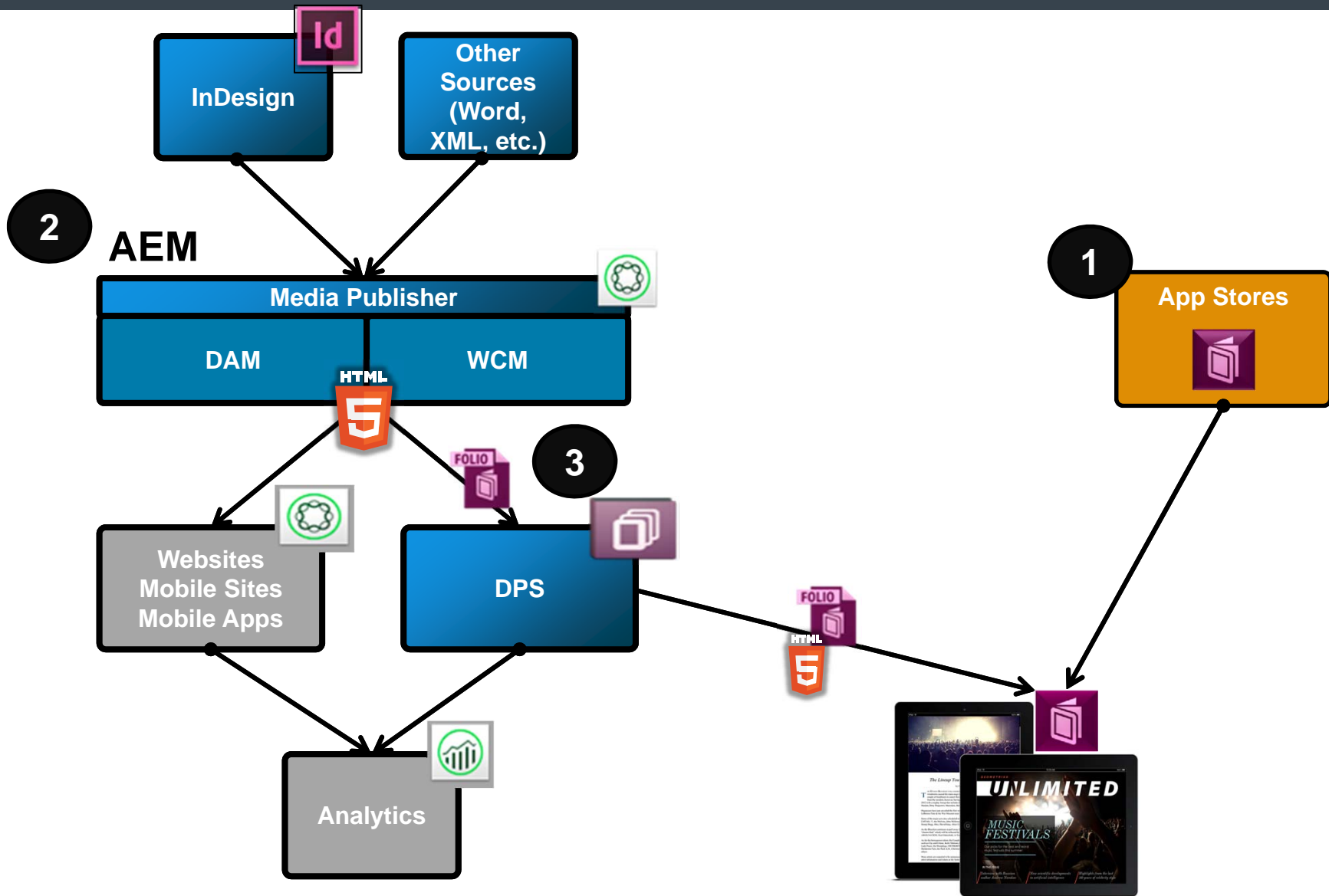
# DPS Integration - Overview



# DPS Integration - Overview

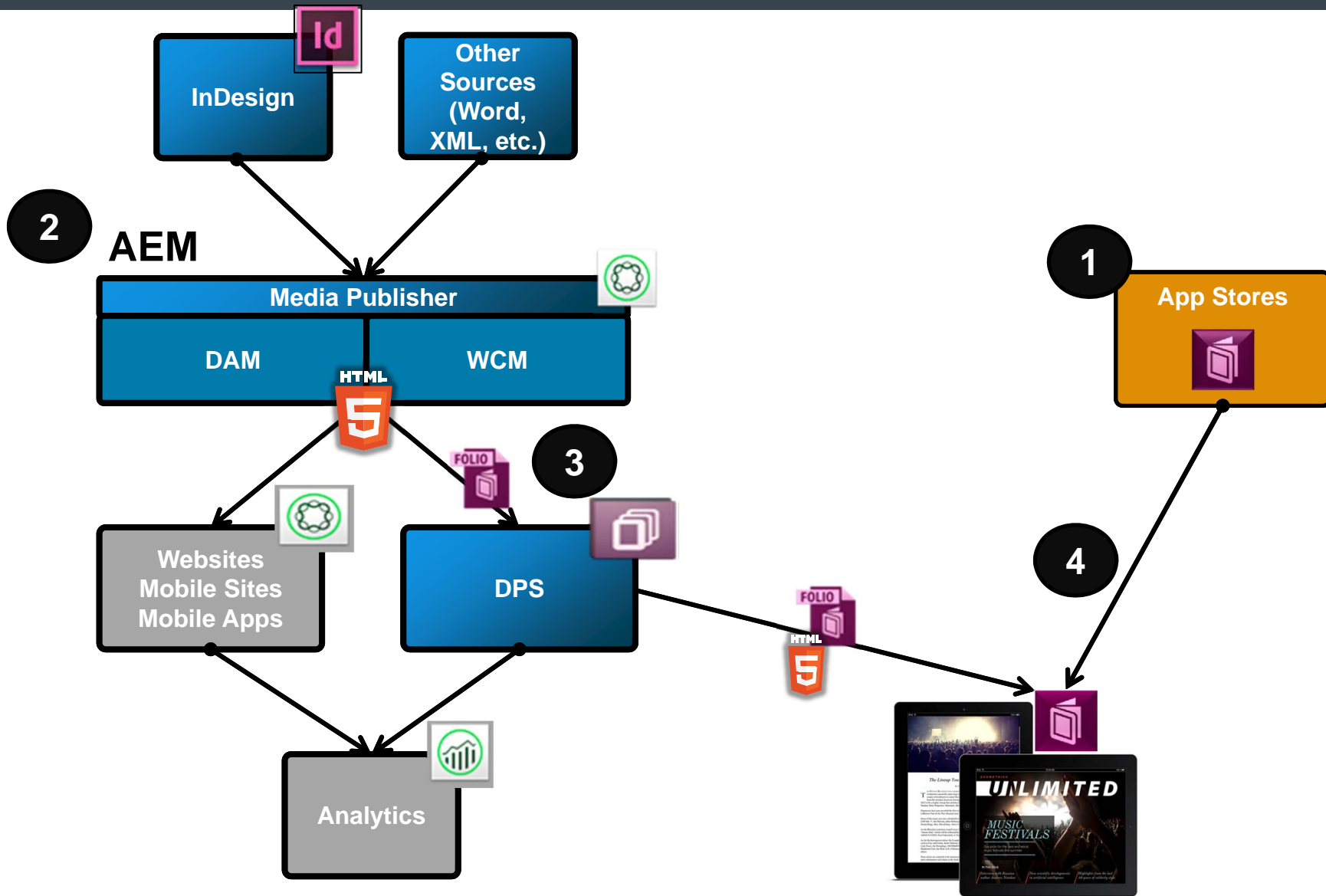


# DPS Integration - Overview

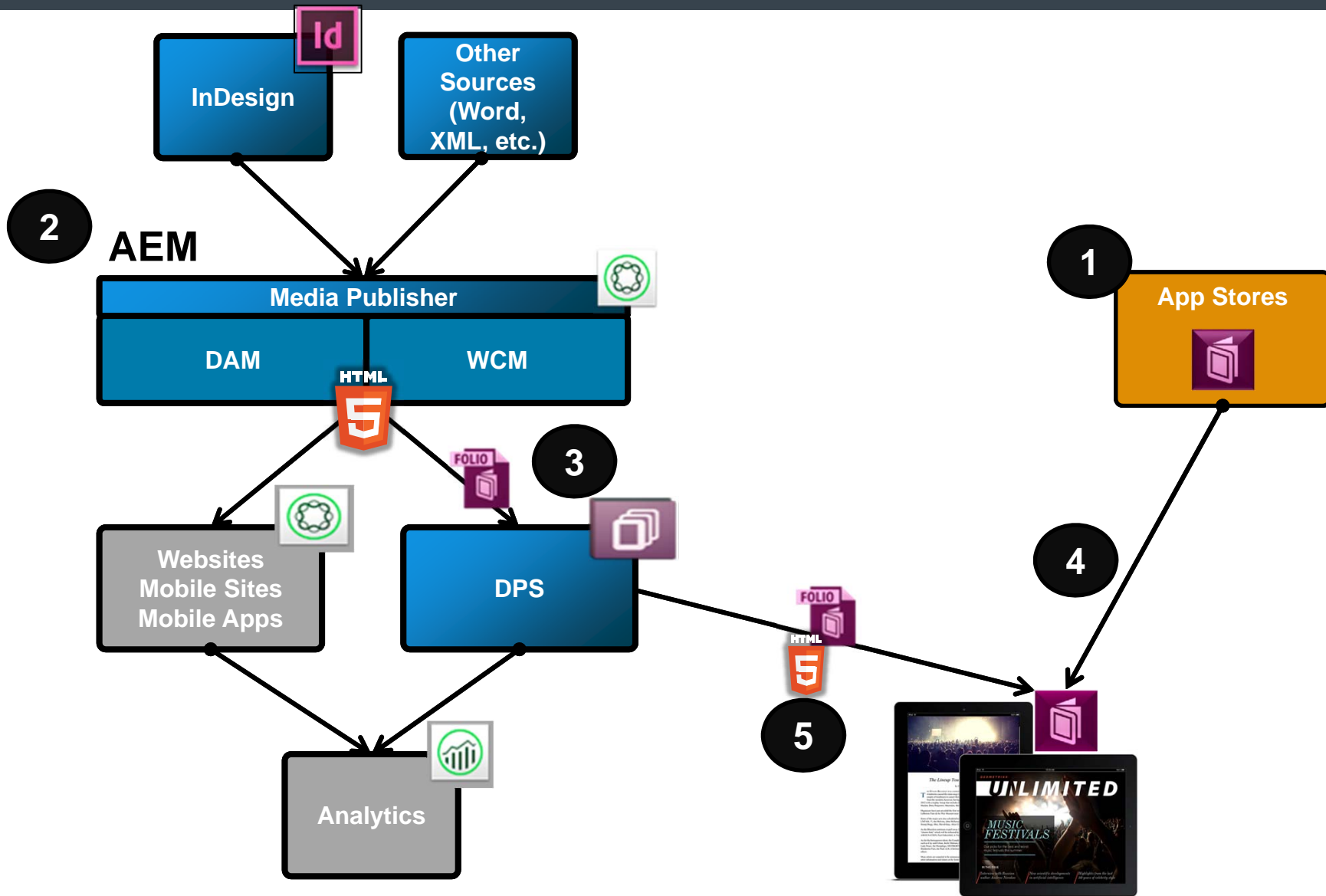




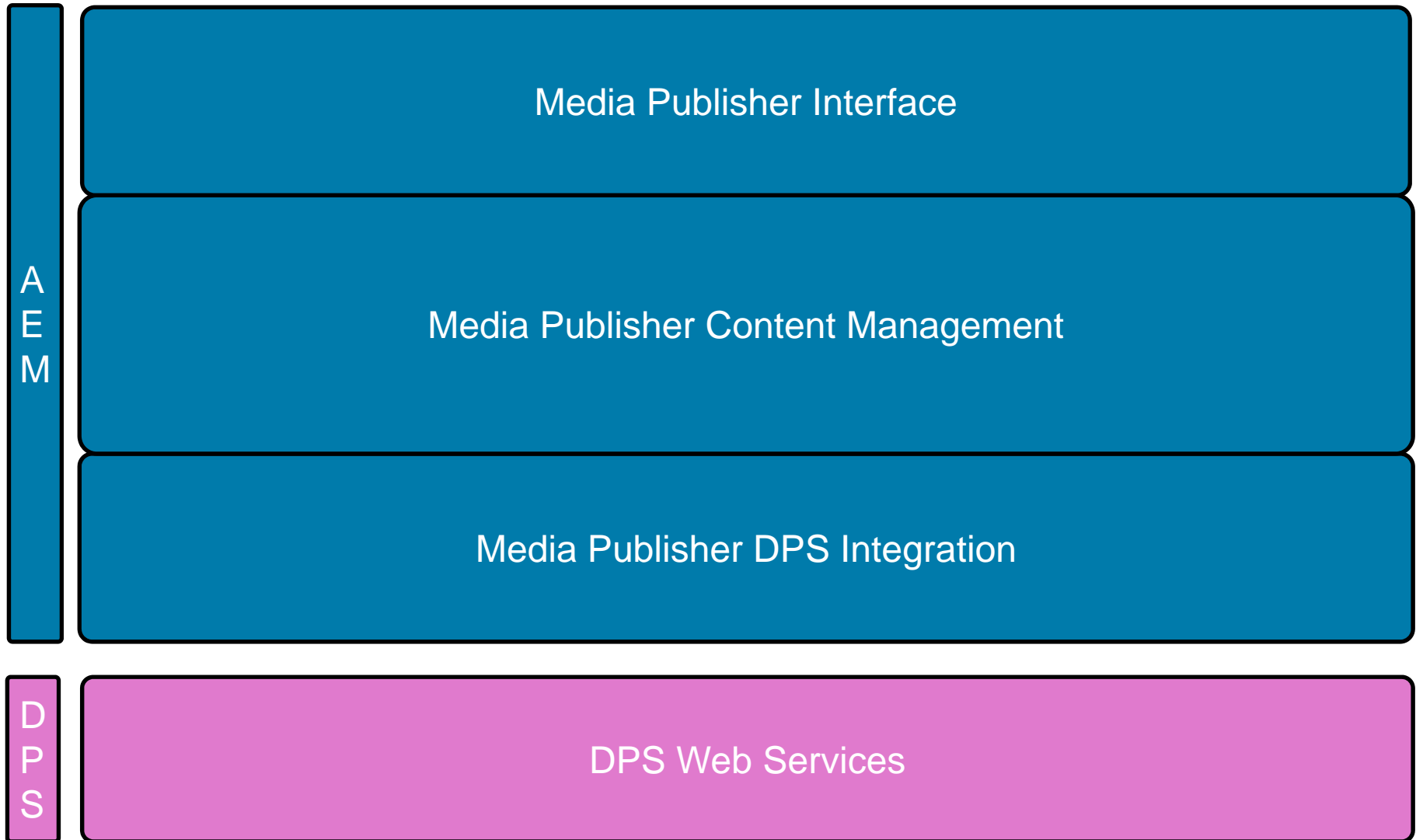
# DPS Integration - Overview



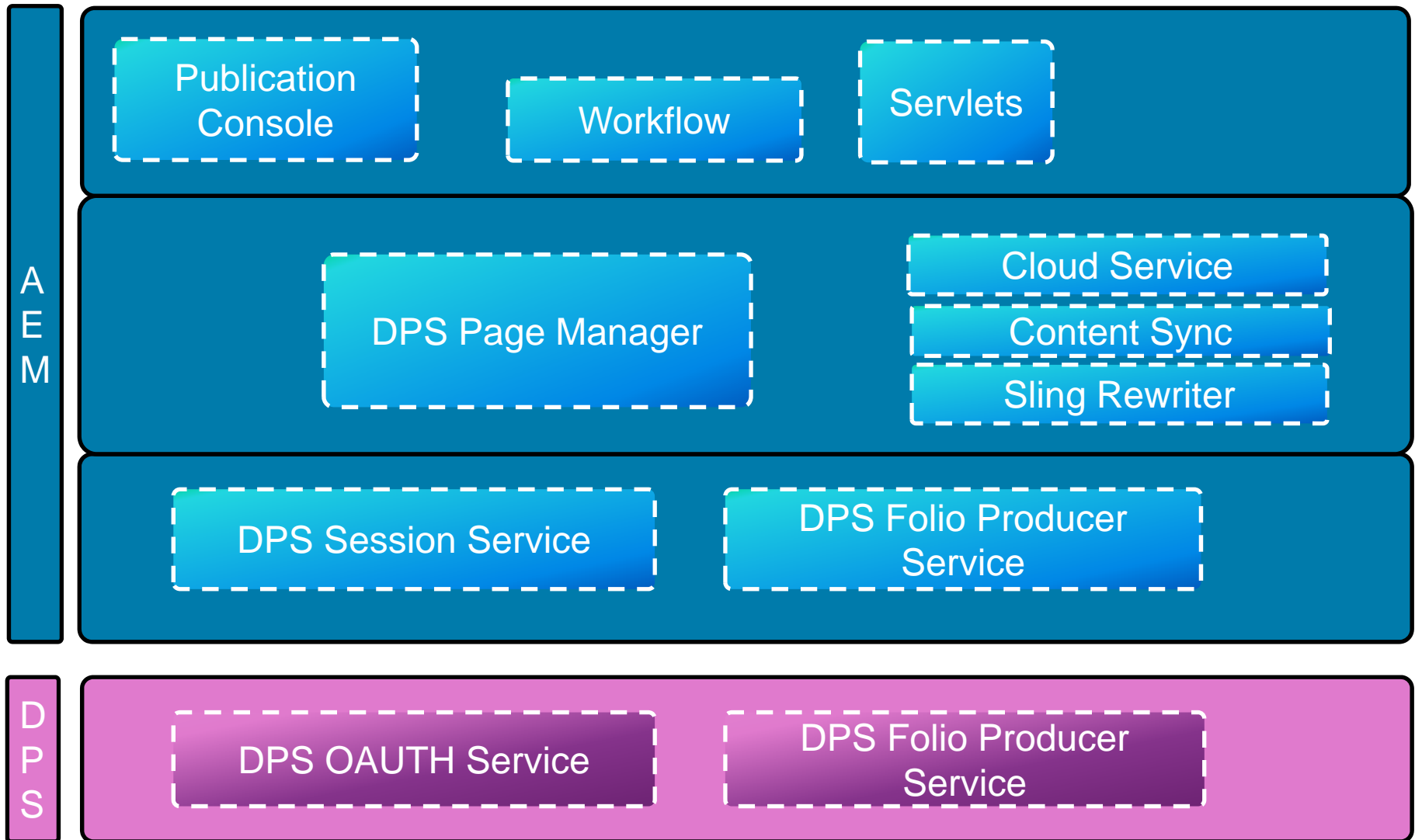
# DPS Integration - Overview



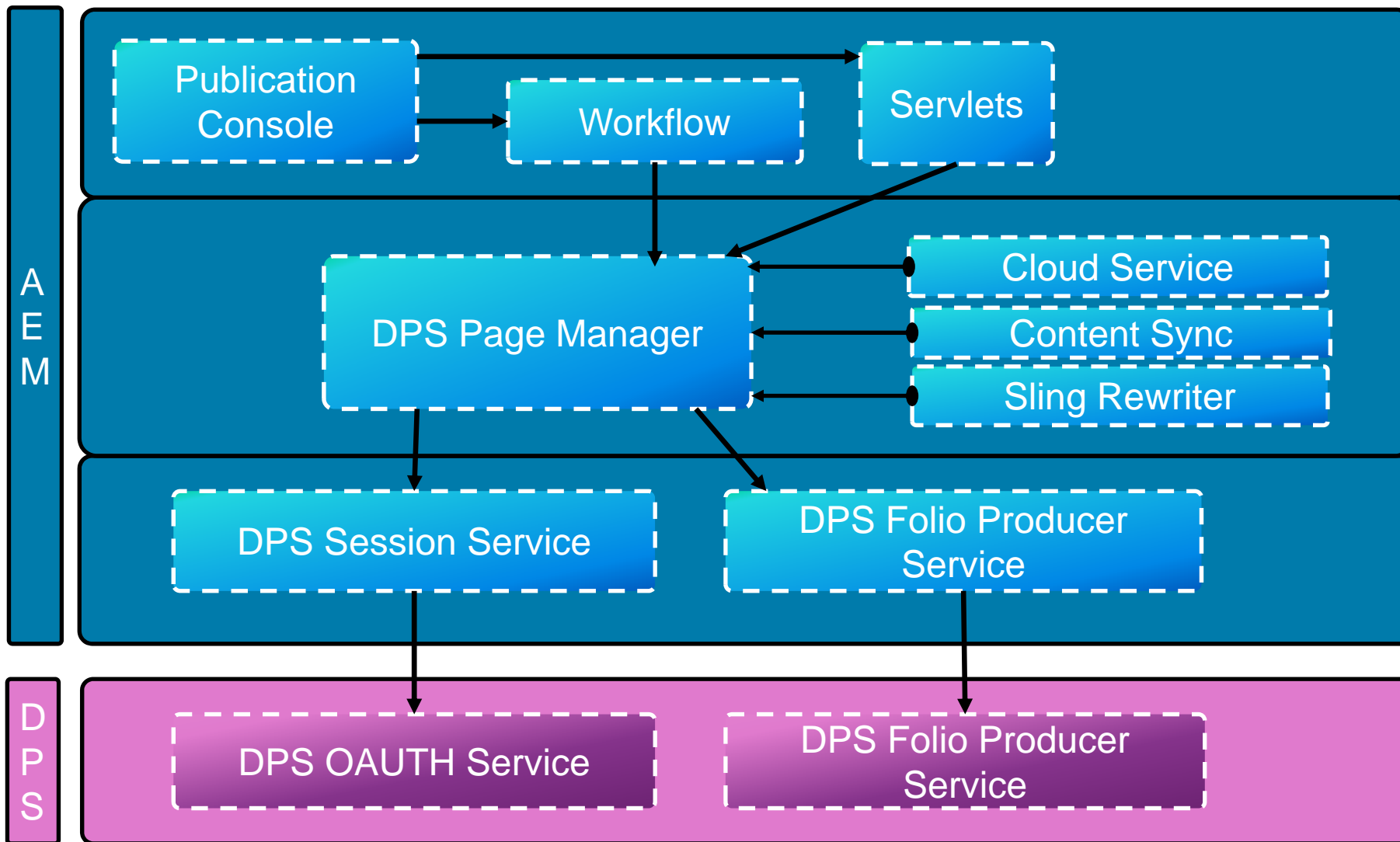
# DPS Integration - Modules



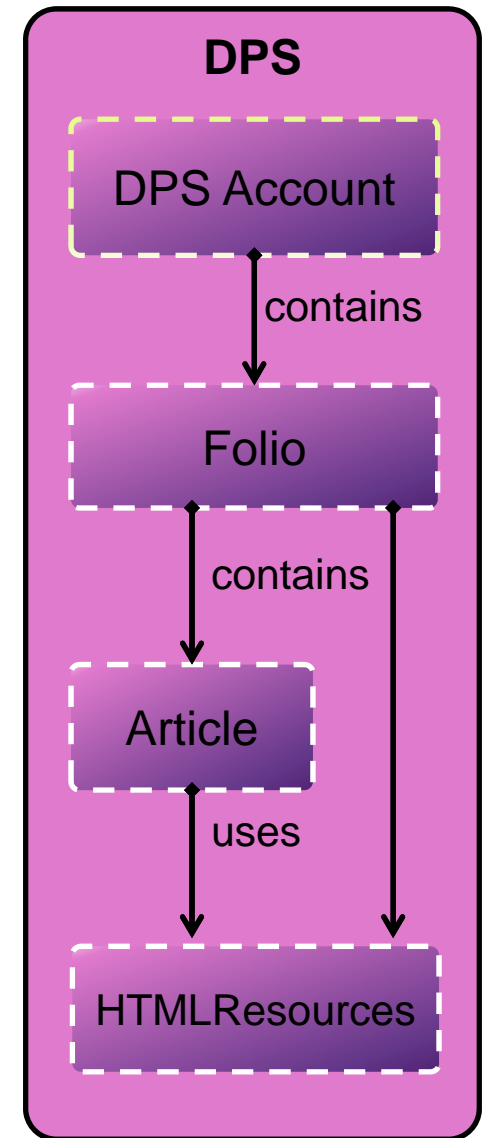
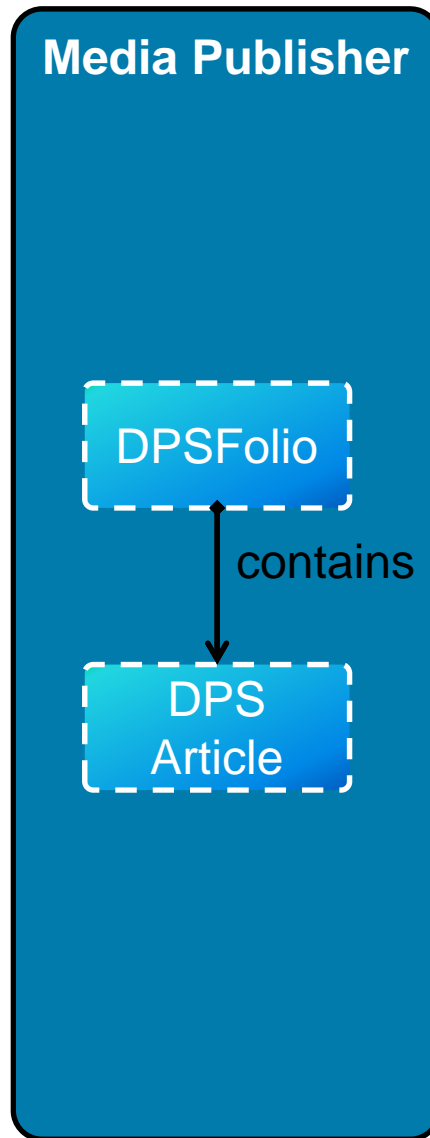
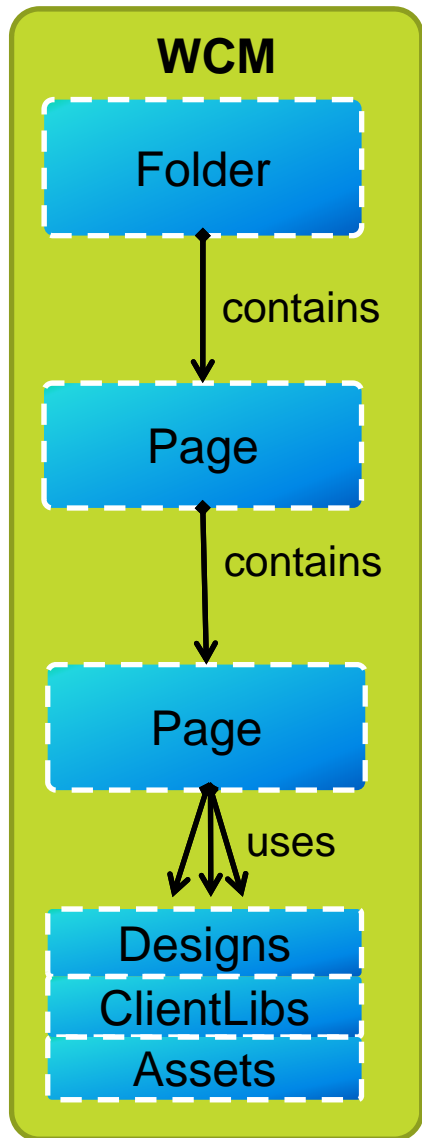
# DPS Integration - Modules



# DPS Integration - Modules

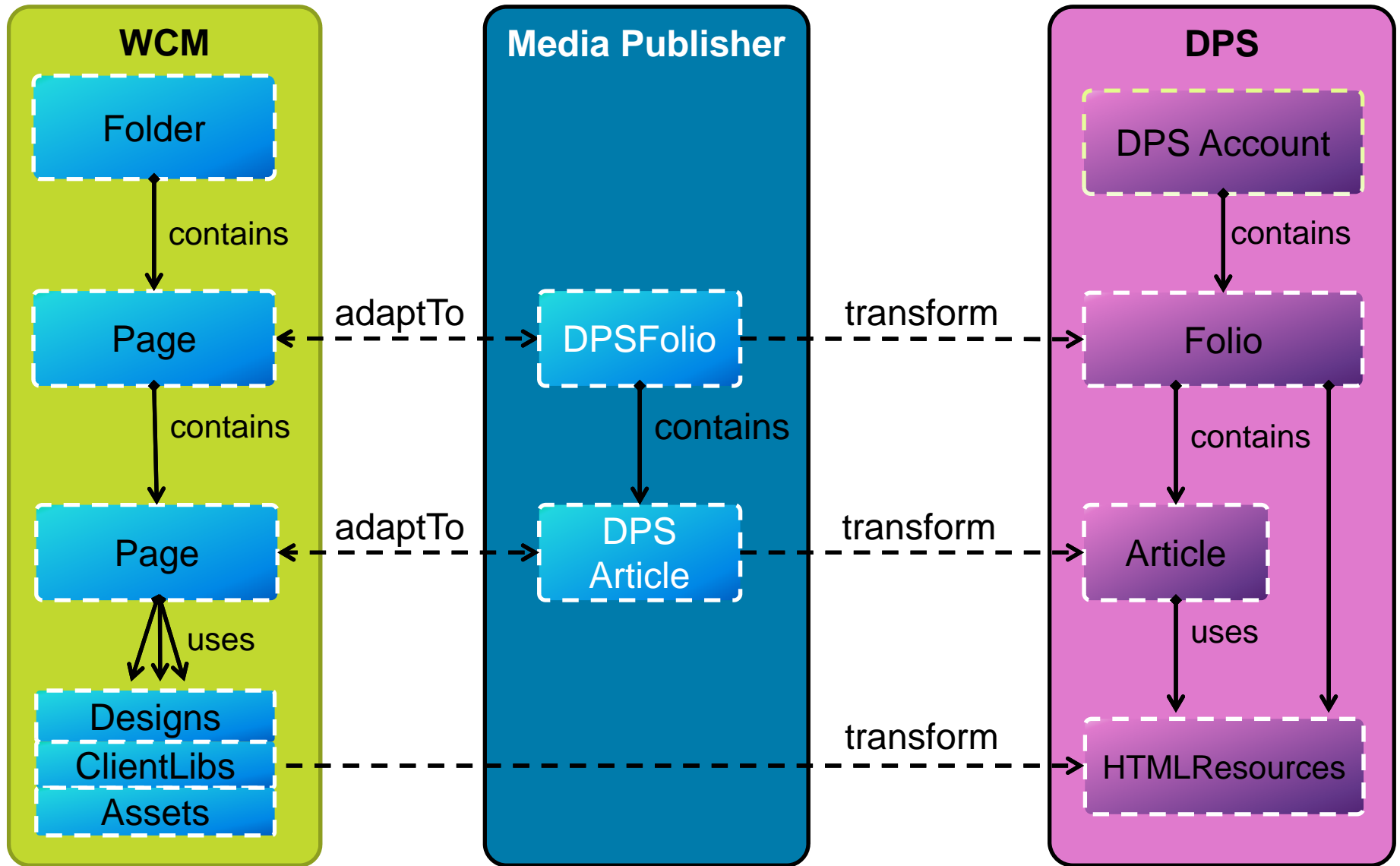


# DPS Integration - Content





# DPS Integration - Content



# DPS Integration - Content

**Folio**  
issue1-tablet/jcr:content

Properties		Access Control	Replication	Console	Build Info
	Name ▲	Type	Value		
1	cq:cloudserviceconfigs	String	/etc/cloudservices/dps/cqgemaccount		
2	cq:designPath	String	/etc/designs/geometrixx-unlimited		
3	cq:lastModified	Date	2013-04-16T15:27:08.041-04:00		
4	cq:lastModifiedBy	String	admin		
5	cq:template	String	/apps/geometrixx-unlimited/templates/issue		
6	dps-coverLandscape	String	/content/dam/CQGemDemo/DP_Horizontal.jpg		
7	dps-coverPortrait	String	/content/dam/CQGemDemo/DP_Vertical.jpg		
8	dps-exportTemplate	String	/etc/contentsync/templates/dps-geometrixx-unlimited		
9	dps-folioid	String	Au_g2RwFkUih9mVap4AYsA		
10	dps-foლიIntent	String	Both		
11	dps-foლიNumber	String	Media Publisher		
12	dps-lastUploaded	Date	2013-04-16T15:38:59.990-04:00		
13	dps-publicationName	String	Adobe AEM Gems		
14	dps-resolutionHeight	Long	768		
15	dps-resolutionWidth	Long	1024		
16	dps-resourceType	String	dps:Issue		
17	jcr:created	Date	2013-04-16T13:18:21.584-04:00		
18	jcr:createdBy	String	admin		
19	jcr:primaryType	Name	cq:PageContent		
20	jcr:title	String	AEM Gem Media Publisher Tablet		
21	slings:resourceType	String	geometrixx-unlimited/components/pages/issue		

# DPS Integration - Content

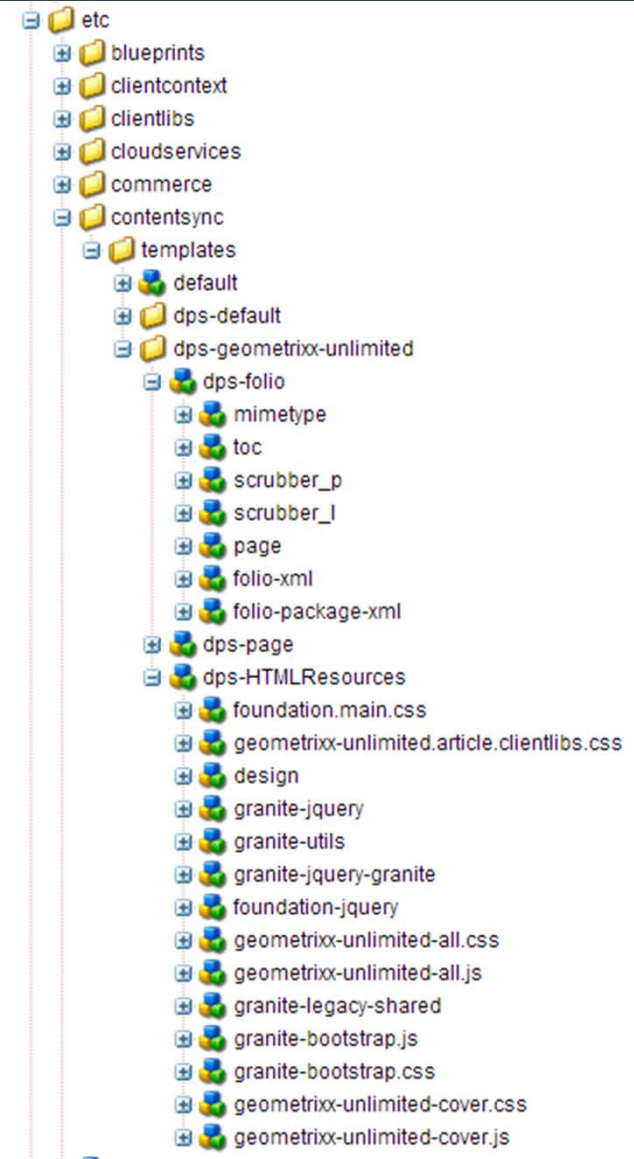
## Article dps/jcr:content

	Properties	Access Control	Replication	Console	Build Info
	Name ▲	Type	Value		
1	cq:designPath	String	/etc/designs/geometrix-unlimited		
2	cq:lastModified	Date	2013-04-16T13:36:06.641-04:00		
3	cq:lastModifiedBy	String	admin		
4	cq:template	String	/apps/geometrix-unlimited/templates/article		
5	dps-articleId	String	-WzCDHnxkUGPiiVY-1VS-w		
6	dps-author	String	Adobe		
7	dps-kicker	String	Products		
8	dps-lastUploaded	Date	2013-04-16T15:39:10.090-04:00		
9	dps-resourceType	String	dps:Article		
10	jcr:created	Date	2013-04-16T13:20:47.836-04:00		
11	jcr:createdBy	String	admin		
12	jcr:description	String	DPS can publish		
13	jcr:primaryType	Name	cq:PageContent		
14	jcr:title	String	DPS		
15	slings:resourceType	String	geometrix-unlimited/components/pages/article		

## ContentSync Configuration

/etc/contentsync/templates/dps-geometrixx-unlimited

- used to transform content
- Folio's link to ContentSync config via property dps-exportTemplate



# Media Publisher UI Overview

- Manuscripts
  - Management Console
  - Copy Editor
- Publications
  - Management Console
  - Folio creation wizard
  - Folio edit details view
  - Article DPS Page Properties ( sidekick extension)

The screenshot shows the CQ5 Manuscripts interface. On the left is a navigation tree with folders for Manuscripts, Geometrix Media, Articles (2012, 2013), CQGen, Ads, Geometrix Unlimited, and Geometrix Outdoors. The main area displays a table with columns: Title, Slug, Editor, Writer, Due Date, Word Count, and Modified. A single manuscript is listed with the title 'Manuscript De...'. Below the table is a preview of the manuscript content, which includes the text: 'The only festival playlist you need', 'Words: 339 Chars: 1706', and a paragraph: 'This years HillyBilly Music Festival is happening NOW!! If you didn't attend you missed some of the best music of the year. The weather was perfect and the crowd was diggin' it. I consider this the highlight of my summer musical festival tour.'

The screenshot shows the CQ5 Publications interface. On the left is a navigation tree with folders for Publications, Geometrix Media, Unlimited, Music Festivals, Tablet Folio 768x1024, and Phone Folio 640x960. The main area displays a table with columns: TOC, H-Scrubber, V-Scrubber, Name, Template, Advertis..., Hide From TOC, Status, DPS Last Upload, and M... A list of publications is shown, including Adobe Creative Cloud, Adobe Digital Publishing, Adobe Marketing Cloud, Adobe Touch, and Geometrix Unlimited. Below the table is a preview of a publication titled 'Meet Canada's Hip Hop Royalty'. The preview shows the title, description, byline (by Yolanda Huggins), and a kicker (Entertainment). A 'DPS Page Properties' dialog box is open, showing fields for Title, Description, Byline, Kicker, Advertisement, and Hide from TOC. The dialog also includes a 'Basic' tab and a 'Scrubbers' tab. The 'Basic' tab is currently selected, showing fields for Title, Description, Byline, Kicker, Advertisement, and Hide from TOC. The 'Scrubbers' tab is also visible, showing fields for Page Properties, DPS Page Properties, Create Child Page, Copy Page, Move Page, Delete Page, Activate Page, Deactivate Page, Lock Page, Show References..., and Rollout Page.

Demo





- **Goals**

- Publish a magazine
- Target iPad and iPhone
  - Mixed orientation for iPad
  - Single orientation for iPhone

- **Assumptions**

- We know HTML but are not too familiar with InDesign or DPS
- We have AEM 5.6 with Media Publisher Add-On
- We love the sample components and designs shipped with Geometrixx Unlimited so won't create our own.

# Demo

- **Setup**
  - Create a DPS account
  - Create a new DPS Account cloud service configuration
  - Install Adobe Content Viewer from the AppStore
  
- **Create Assets**
  - Create a Manuscript for our first issue
  - Upload some Assets for our first issue

# Demo

- **Create a publication issue**
  - Create a Folio to be our first issue
    - Assign a DPS Account to the Folio
  - Create an Advertisement
  - Create an Article
    - Use the Manuscript and Assets added earlier
- **Upload to Folio Producer**
- **View the published magazine issue**









- Built on Adobe Experience Manager 5.6 WCM & DAM
- Media Publisher
  - Manuscript management and Copy Editing
  - Adobe Digital Publishing Suite (DPS) integration
  - Media reference website and components
  - Media reference magazine and components



# Future Work



# Resources

- [Adobe.com/go/gems](http://adobe.com/go/gems)
  - Upcoming Gem Sessions/On-demand Gem Recordings/In-person events where you can meet Adobe Experts
- Developer Resources:
  -  [@Adobe CQ](https://twitter.com/Adobe_CQ)
  -  [Adobe WEM](https://www.youtube.com/AdobeWEM)
  -  [I am a Developer](#) [Blogs](#)  
 [Articles](#)  [Subscribe](#)
  -  [Adobe Marketing Cloud](#)
  -  [Adobe CQ Enterprise Users Group](#)
  -  [Adobe Day Software User Group - CQ5 CRX ADEP](#)
- Media Resources
  - Media Documentation <http://dev.day.com/docs/en/cq/current/media-publisher.html>
  - DPS Producer Page <http://www.adobe.com/ca/products/digital-publishing-suite-family.html>
  - DPS <http://digitalpublishing.adobe.com>