



# AEM Forms Feature Pack 1

## Release details and other functions




- Purpose of releasing AEM Forms FP1
- Demo of new features
- Requesting a trial
- Resources available

# Why AEM Forms Feature Pack 1?

**Prior to FP1 - migration**



J2EE




JAR or  
WAR

**FP1 – migration or upgrade**

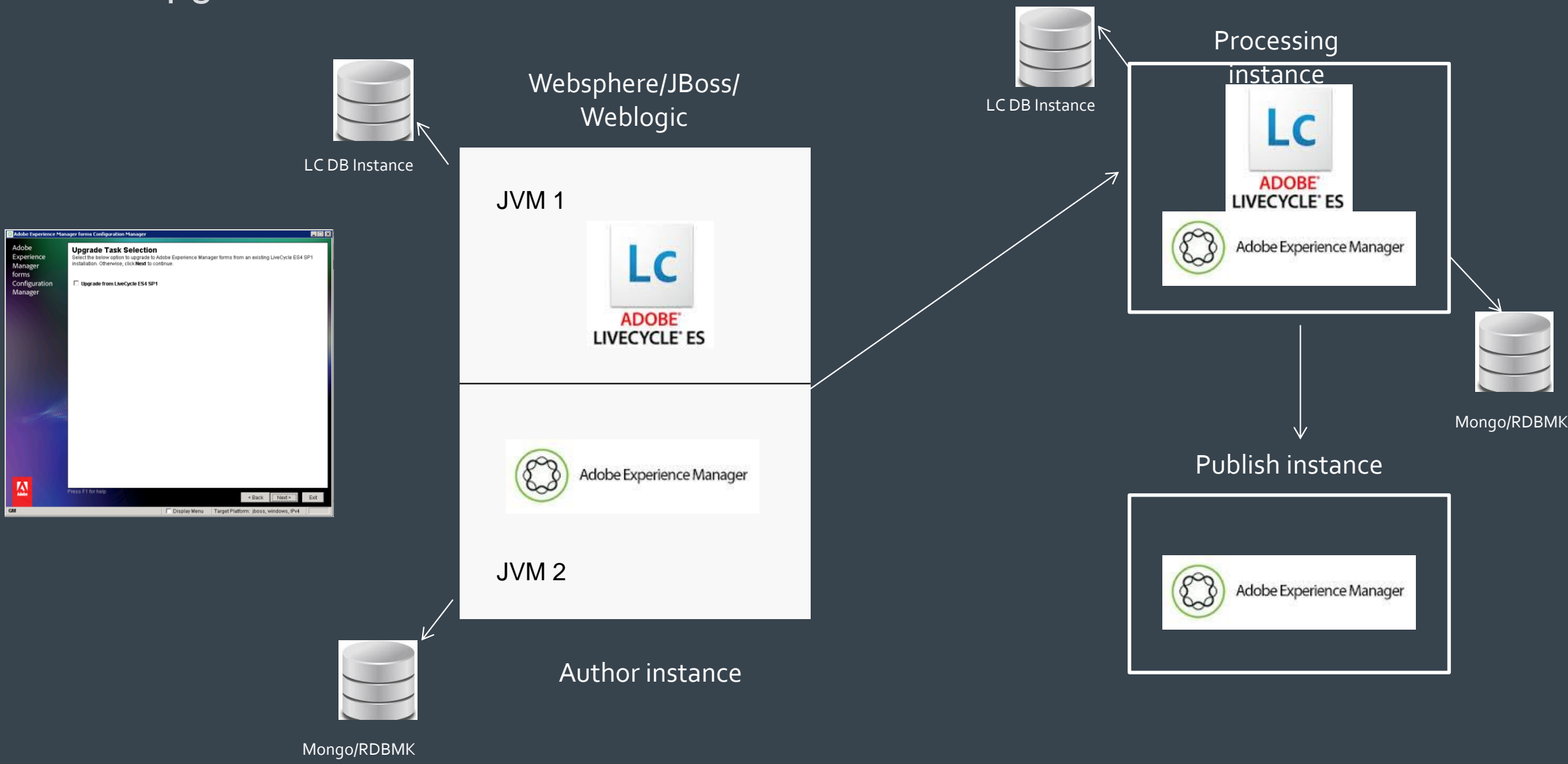


J2EE



JAR or WAR or  
JEE

# Result of upgrade



# Adaptive Forms available in HTML Workspace



ADOBE LIVECYCLE WORKSPACE

Start Process To-do Tracking Preferences Help

Search Startpoints

Start REPOForm

Company logo Link 1

Write a survey description

1. Question one

Item 1  Item 2  Item 3  Item 4

2. Question two

Item 1  Item 2

# Adaptive Forms available in HTML Workspace






The screenshot shows the Adobe LiveCycle Workbench ES4 interface. A 'Select Form Asset' dialog box is open, displaying a tree view of assets. The path '/content/dam/formsanddocuments/geometrixx-gov' is entered at the top. The tree view shows folders like 'CorrespondenceManagement', 'FinancialServices-Insurance', 'Geometrixx-Finance', and 'geometrixx-gov'. Under 'geometrixx-gov', several form assets are listed, including 'application-for-assistance', 'application-for-health-benefits', 'benefits-explorer', 'extended-care-services', 'geometrixx-survey-form', and 'hardship-determination'. There are also folders for 'Guides (system)', 'Guides Mobile (system)', and 'Mobile (system)'. The 'OK' button is highlighted.


Below the dialog box, the 'Variables' table is visible:

Name	Data Type	Purpose	Input	Output	Required
data	document	Process	<input checked="" type="checkbox"/>	<input type="checkbox"/>	<input type="checkbox"/>

# Mobile Forms (HTML5)

Please fill the following form.

Save as draft   

 Department of Veterans Affairs

## INSTRUCTIONS FOR COMPLETING ENROLLMENT APPLICATION FOR HEALTH BENEFITS

**Please Read Before You Start . . . What is VA Form 10-10EZ used for?**


For Veterans to apply for enrollment in the VA health care system. The information provided on this form will be used by VA to determine your eligibility for medical benefits and on average will take 30 minutes to complete. This includes the time it will take to read instructions, gather the necessary facts and fill out the form.

**Where can I get help filling out the form and if I have questions?**

geometrix GOV

[Home](#) [All Applications](#) [My Applications](#)

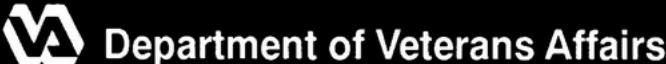
**Drafts(2)** Submissions(0)

 VA1010EZ-fillable.xdp

Last Updated: 1 Hour 18 Minutes Ago

# Mobile Forms (HTML5)

Please fill the following form. Add attachments 



## INSTRUCTIONS FOR COMPLETING ENROLLMENT APPLICATION FOR HEALTH BENEFITS

### Please Read Before You Start . . . What is VA Form 10-10EZ used for?

For Veterans to apply for enrollment in the VA health care system. The information provided on this form will be used by VA to determine your eligibility for medical benefits and on average will take 30 minutes to complete. This includes the time it will take to read instructions, gather the necessary facts and fill out the form.

### Where can I get help filling out the form and if I have questions?

The screenshot shows a Windows file explorer dialog box open over a web form. The dialog box is titled 'Open' and shows the path 'Computer > Local Disk (C:) > TMP'. The file list includes various folders and files, with '1.xml' selected. The background shows the 'Attachments' section of the form, which has an 'Attach' button and a list of files including '40\_arch.jpg' and '401KForm.pdf'.



# Mobile Form enhancements



The screenshot shows the Adobe Experience Manager (AEM) interface. The top navigation bar includes 'File', 'Edit', 'View', 'History', 'Bookmarks', 'Tools', and 'Help'. The browser address bar shows the URL: `http://bose:8080/lc/libs/fd/fm/gui/content/forms/formmetadataeditor.html/content/dam/formsanddocuments/geometrix-gov/VA1010EZ-fillable.xdp`. The left sidebar contains navigation options: Adobe Marketing Cloud, Experience Manager, Projects, Sites, Apps, Publications, Forms, Assets, Communities, Commerce, and Tools. The main content area displays the 'Properties' panel for a form titled 'Department of Veterans Affairs - INSTRUCTIONS FOR COMPLETING ENROLLMENT APPLICATION FOR HEALTH BENEFITS'. The form content includes sections for 'What is VA Form 10-10EZ used for?', 'Where can I get help filling out the form and if I have questions?', 'Eligibility of access and use of this form', 'Getting Started', and 'Financial Disclosure'. The right sidebar shows the 'Advanced' tab with settings for 'Publish On Time', 'Publish Off Time', 'Submit URL', 'HTML Render Profile' (set to 'Save as Draft Profile'), and 'PDF Render Profile' (set to 'None').



# Trial

- Customers reach out to sales rep
- Partners reach out to partner manager
- Internal forms option with AEM trial

← → ↻ 216.104.208.185/content/demo-listings/demo-listings.html  

Log in:

Username

Password

## AEM Forms Demo Listings

Name	Description	Link	Download Source Code
Geometrixx.gov demo	Geometrixx.gov web site showcasing our Forms Portal and Adaptive Forms. Use FormsUser/s@mp1e1 to sign in	<a href="#">Try it!</a>	<a href="#">Comes OOTB</a>
Assemble multiple PDF files	This demo queries DAM Assets for PDF files and allows you to select and assemble the selected files:Search for Author = John or Description = Motor	<a href="#">Try it!</a>	<a href="#">Download</a>
Apply Reader Extensions	Allows you to apply RE rights to uploaded PDF	<a href="#">Try it!</a>	<a href="#">Download</a>
Get Usage Rights	You can check the usage rights(if any) on the document	<a href="#">Try it!</a>	<a href="#">Download</a>
Mobile Form To PDF	On submission,get a PDF version of the mobile form	<a href="#">Try it!</a>	<a href="#">Download</a>
Document Of Record	On AF submission,get a PDF version of the AF form. The AF is based on a schema	<a href="#">Try it!</a>	<a href="#">Download</a>
Submit And Search	On AF submission,retrieve PDF Version of the form by searching on the form data	<a href="#">Try it!</a>	<a href="#">Download</a>
Status of submitted applications	Sample implementation to display the status of submitted applications	<a href="#">Try it!</a>	<a href="#">Download</a>
Convert PDF to PDF/A	Convert PDF documents to PDF/A format	<a href="#">Try it!</a>	<a href="#">Download</a>
Create new AEM User	Allows end users to create new users account	<a href="#">Try it!</a>	<a href="#">Download</a>
Sample Validations on Form Fields	Examples of field validations using RegEx and Javascript in the validation expression field	<a href="#">Try it!</a>	<a href="#">Download</a>
Query Submitted Form Data	Adhoc query builder tool to query the form data that was submitted	<a href="#">Try it!</a>	<a href="#">Coming Soon</a>
Add and display the uploaded image in Mobile Form	Upload your photo and see it being displayed in the mobile form	<a href="#">Try it!</a>	<a href="#">Coming Soon</a>